



taylorwarwick
CONSULTING LIMITED

Northern Alberta Broadband Preparedness Project

Peace Region Economic Development Alliance



Lesser Slave Lake
Economic Alliance



Submitted to Alberta HUB:
By Taylor Warwick Consulting Limited

September 15, 2017

(This page is intentionally blank.)

Table of Contents

1	Executive Summary.....	1
1.1	Introduction	1
1.2	Peace Region Economic Development Alliance (PREDA) – At A Glance.....	2
1.3	Plans for Broadband	7
1.4	Utility Networks in PREDA.....	8
1.5	Recommendations	9
1.6	Next Steps	9
2	Introduction	11
2.1	Project Definition	11
2.2	Project Purpose	11
2.3	Project Leadership and Study Partners	11
2.4	Northern Alberta Study Area	12
2.4.1	Geographic Borders	12
2.4.2	REDA Membership and Grouping of Communities	13
2.4.3	Community Composition, Natural Resources, and Features.....	13
3	Landscape	15
3.1	Context	15
3.2	Federal Updates	15
3.2.1	Basic Service Ruling	15
3.2.2	Connect to Innovate Program (CTI)	16
3.2.3	Statistics Canada.....	16
3.2.4	Federation of Canadian Municipalities (FCM)	16
3.3	Provincial Updates.....	17
3.3.1	Service Alberta and the Alberta SuperNet Contract.....	17
3.3.2	Changes to the Municipal Government Act (MGA)	17
3.3.3	Regional Economic Development Alliance (REDA) Broadband Studies	17
3.3.4	Alberta Urban Municipalities Association (AUMA).....	19
3.3.5	Alberta Association of Municipal Districts and Counties (AAMDC)	19
3.4	Service Provider Updates	19
4	Benefits of Broadband – Socioeconomic Effects	21
4.1	Overview	21
4.2	Wealth Creation and the Knowledge-based Economy.....	22
4.3	Economic	23
4.3.1	Economic Impacts of New Broadband Investments	23
4.3.2	Digital Adoption and its Impact on GDP	24
4.3.3	Agriculture	25
4.4	Social	28
4.4.1	Connected Communities	28
4.4.2	Education	28
4.4.3	Entrepreneurship.....	31
4.4.4	Employment	31
4.4.5	Healthcare	32

4.4.6	Government Delivery of Public Services	35
5	Current State	37
5.1	Context	37
5.2	Regional Profile	37
5.3	Municipal and First Nations Broadband Interests	40
5.4	Current Service Providers, Services, and Infrastructure	42
5.4.1	Fixed Wireless-based	42
5.4.2	Mobility	45
5.4.3	Wireline-based – DSL	45
5.4.4	Wireline-based – Coaxial Cable	46
5.4.5	Internet Service Provider Wi-Fi	47
5.4.6	Axia Fibre	48
5.5	Backhaul Availability	48
5.5.1	Alberta SuperNet	48
5.5.2	Shaw Wholesale	48
5.5.3	TELUS Wholesale	48
5.6	Existing Infrastructure	49
5.6.1	Towers and Other Tall Structures	49
5.6.2	Utility Infrastructure	50
5.6.3	First Nations Fibre Infrastructure	52
5.7	Planned Infrastructure	53
5.7.1	Major Projects	53
5.7.2	Electric Transmission Development Plans	53
5.7.3	Municipal Capital and Civil Works Projects	55
6	Desired State	59
6.1	Context	59
6.2	Key Observations and Conclusions During Research and Analysis	59
6.2.1	Segmentation	60
6.2.2	Issues and Challenges	60
6.3	Broadband Visions – the Next 10 Years	61
7	Areas of Opportunity	65
7.1	Overview	65
7.2	Status Quo	65
7.3	Incremental	65
7.4	Negotiate with Current Providers	66
7.4.1	Work with the Carriers and Seek their Investment	66
7.4.2	Establish a Private-Public Partnership (PPP)	67
7.4.3	Subsidize a Private Partner	67
7.5	Develop a Community or Regional Fibre Network	68
8	Community and Regional Fibre Networks	70
8.1	Learning from Abroad	70
8.2	Municipal Networks in Canada	73
8.2.1	Overview	73
8.2.2	Alberta SouthWest	73
8.2.3	City of Calgary	74
8.2.4	Kainaiwa	75

8.2.5	Olds, Alberta	75
8.2.6	Parkland County	77
8.3	General Financial Considerations.....	77
8.3.1	Off-balance Sheet Considerations	77
8.3.2	Wireless versus Wired	78
8.3.3	Aerial versus Buried Deployment	79
8.3.4	Grant Funding.....	79
8.3.5	Don't Delay	80
8.3.6	Public versus Private Financing.....	80
8.4	Business Models.....	81
8.4.1	Structure	81
8.4.2	The Wholesale (Utility) Network Option – C-Net	82
8.4.3	The Retail Services Option – CommNet.....	83
8.4.4	Financial Considerations	84
9	Utility Networks in PREDA	86
9.1	Context	86
9.2	Town of High Prairie – A 1,000+ Premise Community	88
9.2.1	Business Structure	88
9.2.2	Deployment Capital	88
9.2.3	Deployment Schedule.....	89
9.2.4	Opto-electronics and Backhaul.....	89
9.2.5	Drop Capital.....	90
9.2.6	Markets and Revenue.....	90
9.2.7	Operations.....	91
9.2.8	Financial Projections.....	91
9.3	Big Lakes County – An Inclusive Regional Network.....	93
9.3.1	Context	93
9.3.2	Business Structure	95
9.3.3	Deployment Capital	95
9.3.4	Markets & Revenue	96
9.3.5	Operations	97
9.3.6	Financial Projections.....	98
9.4	MD of Smoky River – An Inclusive Regional Network	99
9.4.1	Context	99
9.4.2	Business Structure	101
9.4.3	Deployment Capital	101
9.4.4	Markets & Revenue	103
9.4.5	Operations.....	103
9.4.6	Financial Projections.....	104
9.5	Extrapolating the Results	106
9.5.1	Municipal Networks.....	106
9.5.2	Regional Networks.....	106
10	Next Steps	108
11	Conclusions	108
12	Acronyms	110
13	Appendices	114

13.1 Use of Technology in Farming Operations	114
13.2 Methodology	114
13.2.1 Current State	114
13.2.2 Desired State	116
13.3 Broadband Service Availability	116
13.3.1 Birch Hills	117
13.3.2 Clear Hills	119
13.3.3 MD of Fairview	120
13.3.4 County of Grande Prairie	122
13.3.5 MD of Greenview	131
13.3.6 County of Northern Lights	135
13.3.7 Northern Sunrise County	136
13.3.8 MD of Peace 135	139
13.3.9 Saddle Hills County	141
13.3.10 MD of Smoky River	143
13.3.11 MD of Spirit River	146
13.3.12 First Nations	148
13.3.13 Métis Settlement	150
13.4 Mobility Providers	151
13.5 Alberta SuperNet	154
13.6 ATCO's and Fortis Alberta's Service Areas	155
13.7 Rural Water Co-operatives' Service Areas	156
13.8 Major Projects	157
13.9 Desired State	159
13.10 Business Model Options	163

List of Figures

Figure 1 – Internet service levels	6
Figure 2 – Premise densities	7
Figure 3 – Northern Alberta study area.	13
Figure 4 – Effect and interrelations that stem from increased broadband speeds	21
Figure 5 – Economic impacts of broadband speed upgrades over time.	23
Figure 6 – Industry digitization & growth of annual GDP in the United States by 2025.	24
Figure 7 – Next generation farms and rural communities.	27
Figure 8 – Trends in agriculture technology	27
Figure 9 – Evolution of broadband in K-12 schools	29
Figure 10 – Comparison of education attainment levels – indigenous verses non-indigenous.	30
Figure 11 – Continuum of patient acuity and use of healthcare system resources.	33
Figure 12 – Adoption and use of digital health technologies in Canada.	35
Figure 13 – Government sector – areas of digital transformation.	36
Figure 14 – PREDA region	38
Figure 15 – Industry mix (based on business counts)	41

Figure 16 – Fixed wireless coverage.....	44
Figure 17 – Mobility data coverage.....	45
Figure 18 – DSL coverage.	46
Figure 19 – Coaxial cable coverage.	47
Figure 20 – SuperNet infrastructure.	49
Figure 21 – REA service areas.....	51
Figure 22 – Gas co-operatives.	52
Figure 23 – TSAG network diagram.....	53
Figure 24 – Major projects – County of Grande Prairie.....	54
Figure 25 – Existing electricity transmission system.	54
Figure 26 – Lack of high-speed broadband connectivity causes many issues.....	61
Figure 27 – Okay, Future ... I’m Ready.....	62
Figure 28 – Communities with near-term broadband plans.	64
Figure 29 – Types of business models.	68
Figure 30 – International Internet service levels and pricing comparison.	71
Figure 31 – Municipal fibre networks in the United States (updated to May, 2017).....	72
Figure 32 – Talent competition among United States ‘Gig’ communities.	72
Figure 33 – Comparative Internet speeds across Canada.	73
Figure 34 – City of Calgary – rights of way issues.....	74
Figure 35 – Benefits assessment for RMWB First Nations.	78
Figure 36 – Components of a telecommunications network.	81
Figure 37 – A wholesale/utility network model.	83
Figure 38 – A retail /ISP business model.	83
Figure 39 – Utility network model.....	88
Figure 40 – A pre-conceptual fibre plan for High Prairie.....	89
Figure 41 – Cumulative capital expenditures from 2018 to 2022.	90
Figure 42 – Operational cost projections for the utility fibre network in 2022.....	91
Figure 43 – Non-discounted cashflow projections for High Prairie.....	93
Figure 44 – Big Lakes County.....	94
Figure 45 – Utility network model.....	95
Figure 46 – Utility fibre network for Big Lakes.	96
Figure 47 – Cumulative capital expenditures from 2018 to 2022.	97
Figure 48 – Annual operational cost projections for the utility fibre network in 2022.....	98
Figure 49 – Non-discounted cashflow projections for Big Lakes County regional network.....	99
Figure 50 – MD of Smoky River.	100
Figure 51 – Utility network model.....	101
Figure 52 – FTTP network layouts.	102
Figure 53 – Cumulative capital expenditures from 2018 to 2022.	103
Figure 54 – Annual operational cost projections for the utility fibre network in 2022.....	104
Figure 55 – Non-discounted cashflow projections for Smoky River regional network.	105
Figure 56 – Population and density profile for MDs and counties in PREDA.	106
Figure 57 – Developing the current state.....	115

Figure 58 – County of Grande Prairie mobility coverage – TELUS/Bell.	151
Figure 59 – County of Grande Prairie mobility coverage – Rogers Communications.....	151
Figure 60 – Grande Cache mobility coverage – TELUS/Bell.....	152
Figure 61 – Grande Cache mobility coverage – Rogers Communications.....	152
Figure 62 – Grimshaw mobility coverage – TELUS/Bell.....	153
Figure 63 – Grimshaw mobility coverage – Rogers Communications.	153
Figure 64 – ATCO Electric & Fortis Alberta service areas (northern Alberta).....	155
Figure 65 – Northwestern Alberta Rural water co-operatives.	156
Figure 66 – Major projects – Grande Cache area.....	157
Figure 67 – Major projects – City of Grande Prairie.....	157
Figure 68 – Major projects – Grimshaw/Peace River area.....	158
Figure 69 – Major projects – Valleyview/Fox Creek area.....	158

List of Tables

Table 1 – PREDA Communities.....	3
Table 2 – Bell Turbo Hub Pricing & Data Usage Maximums.....	20
Table 3 – Adoption of Precision Agriculture - Technology Drivers and Barriers	28
Table 4 – Online Resources	32
Table 5 – Benefits of Remote Patient Monitoring.....	34
Table 6 – PREDA Communities.....	38
Table 7 – PREDA Population & Population Growth Trends.....	39
Table 8 – PREDA Number of Businesses (with employees) by Industry.....	41
Table 9 – PREDA Involvement & Interest in Broadband	43
Table 10 – PREDA Wi-Fi Availability	48
Table 11 – Existing MD- and County-owned Towers.....	50
Table 12 – Water Co-operatives.....	52
Table 13 – Proposed Transmission Developments.....	55
Table 14 – Municipal Capital & Civil Works Projects.....	56
Table 15 – Common Business Model, Financing, and Governance Options	69
Table 16 – Internet Services In Olds, Alberta	76
Table 17– Analyses Completed for Communities and Regions in Northern Alberta.....	87
Table 18 – Assumed Financial Parameters.....	92
Table 19 – Utility Model Results Summary for High Prairie	92
Table 20 – Deployment Cost Summary.....	96
Table 21 – Utility Model Results Summary for Big Lakes	98
Table 22 – Deployment Cost Summary.....	102
Table 23 – Utility Model Results Summary for the MD of Smoky River	104
Table 24 - Community Broadband Plans and Visions.....	159

1 Executive Summary

1.1 Introduction

Because of the Internet and related technologies, the world is now transitioning to more complex economic systems built around *knowledge*.¹ As a foundational cornerstone of these emerging systems of wealth creation, access to information and communications technology (ICT) has become critical to sustainable economic development in virtually every community and society on the planet.

For only the third time in history, society's system of wealth is changing. In knowledge-based economies, wealth creation is largely independent of place, local resources, and physical assets compared to the previous industrial era where wealth was based on significant physical resources, access to raw materials, manpower, and efficient transportation. Wealth now arises from human ingenuity, intellectual property, and novel business models. With growth and development timeframes in the new economy largely unconstrained by the building of physical infrastructure and the movement of goods and services, knowledge-based businesses often grow exponentially.

The economic impacts of new broadband infrastructure investment on a community's economy and social framework are felt soon after the investment is made and then continue well into the future. In the short-term, direct effects such as changes in employment, economic production, and behavior are generated during the course of the infrastructure deployment, which then begins to increase the region's contribution to the national gross domestic product (GDP). In the medium-term, indirect benefits become apparent. Examples of indirect benefits include cost savings, cost avoidance, productivity gains, and incremental economic activity. Over the longer term, '*induced effects*' develop. These include the transformative impacts on the economy such as the introduction of new industries/industry clusters and new ways of working.² Indeed, the ultimate value of a community's investment in high-speed broadband derives not from the infrastructure itself, but from the economic and social ecosystem that grows and evolves around it.³

In spite of the foundational nature of the required underlying connectivity infrastructure, Canada has yet to develop meaningful related technology policy and the results show. Canada, for instance, now ranks 14th in Broadband and in Innovation and whereas at most locations in Canada one may have the option of two wireline providers, in Västerås, Sweden, there are over 30.⁴

Accessible, affordable, and reliable high-speed broadband services, provided in a coordinated and interconnected system, is seen as foundational to supporting economic prosperity locally and regionally, enabling greater social connectedness and well-being of the region's population. High-speed broadband services provide foundational infrastructure for community prosperity, resiliency, and quality of life – not

¹ Toffler, Alvin and Heidi. *Revolutionary Wealth*. Knopf. 25 April 2006.

² *Socioeconomic Effects of Broadband Speed*; Ericsson, Arthur D. Little, and Chalmers University of Technology; 2013-09.

³ Smith, Steve; *The Economic Development Benefits of Broadband. Broadband Communities*. Broadband Communities Magazine; 2017-05/06.

⁴ Lafleur, B. et al; *How Canada Performs – A Report Card on Canada's Innovation Performance*; Conference Board of Canada; 2013 04

unlike roads, electricity, water and wastewater, and other essential utilities that support economic activity and community life.

Advancing a robust, diversified economy in northern Alberta is highly dependent on having the necessary infrastructure in place to access markets, reduce cost of service delivery, and enhance the quality of life. Realizing this, with the support of Alberta Economic Development and Trade (EDT), the Northern Alberta Development Council (NADC) together with Peace Region Economic Development Alliance (PREDA) and the four other Regional Economic Development Alliances (REDAs) spanning northern Alberta partnered to undertake this *Northern Alberta Broadband Preparedness Project*. The study was initiated to quantitatively evaluate the options available to enhance broadband infrastructure within the northern Alberta study area. The overall purpose of this report is to document:

1. Current broadband availability throughout the region (Current State);
2. Where each community would like to be in 3-, 5-, and 10-years (Desired State);
3. Potential benefits that might be realized once the availability of world-class broadband infrastructure became available (Benefits Assessment);
4. The options available to communities and sub-regional areas interested in enhancing the availability of broadband infrastructure within their environs (Opportunities, Options, and Strategy); and
5. The potential financials associated with the more do-it-yourself options (Business Cases).

Parts 1, 2, and 3 were completed and the results released in draft form. Each focused on the entire northern Alberta study region and the NADC area – the NADC area encompassing 60% of the Alberta landmass. To facilitate a greater focus on the opportunities, options, and illustrative financials within each region, Parts 4 and 5 were combined and undertaken separately for the regions covered by each REDA and the NADC. The results for the Alberta HUB region are documented in this report.

1.2 Peace Region Economic Development Alliance (PREDA) – At A Glance

With almost 162,000 residents and 8,330 businesses, PREDA is the largest REDA by population in northern Alberta. The County of Grande Prairie and City of Grande Prairie are the most populated municipalities in the region. Resource extraction, primarily oil and gas, is the primary industry in a region spread over a vast geographic area comprising boreal forest, lakes, and land suitable for agriculture stretching from the Grande Prairie area in the south to the Peace River area in the north.

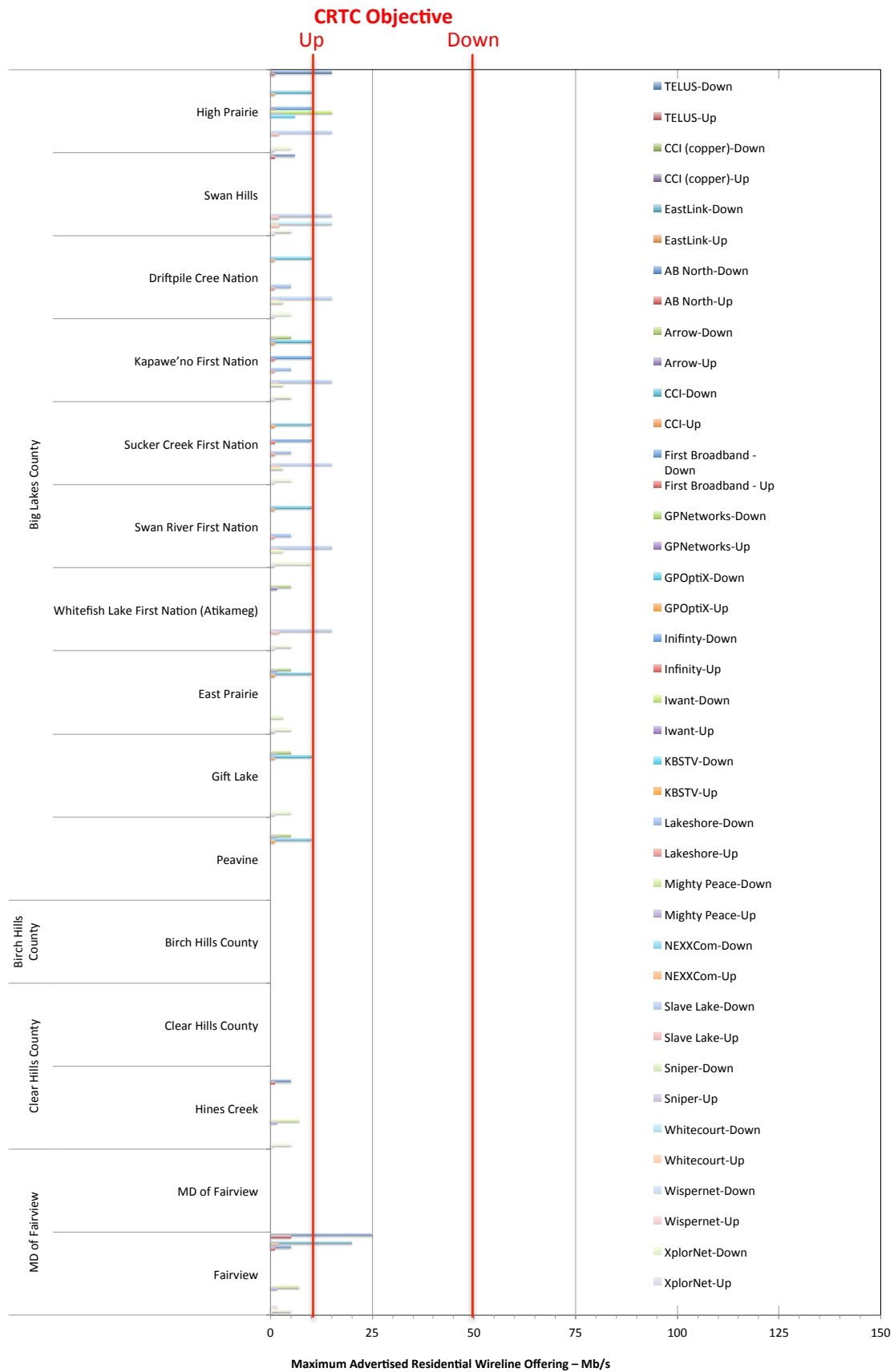


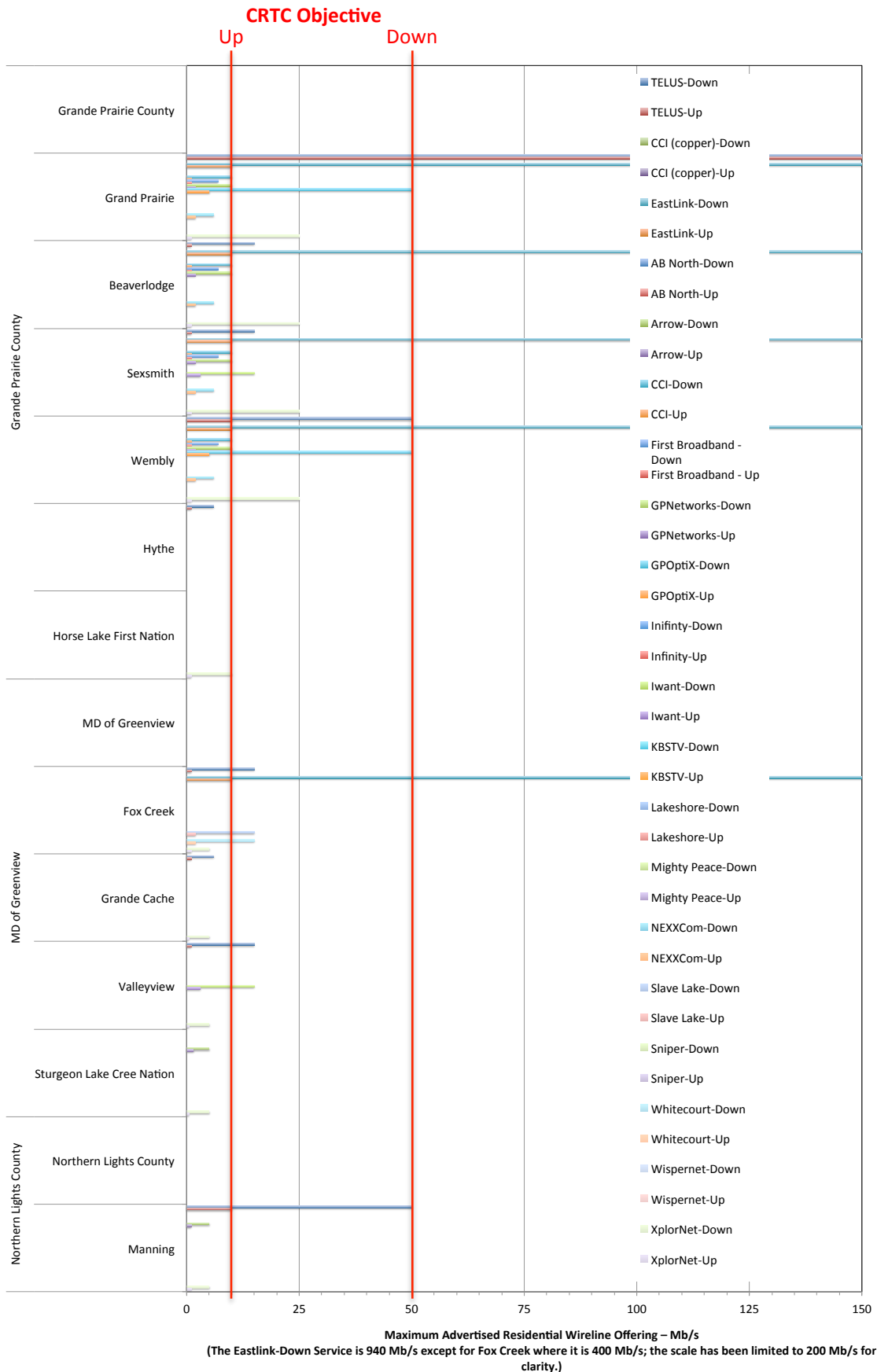
As shown in Table 1, PREDA includes 5 municipal districts (MDs), 7 counties, 1 city, 15 towns, 43 hamlets, 10 First Nations, and 3 Métis Settlements. Of the 161,245 residents, approximately two thirds (62.5%) live in municipalities while the remaining 60,476 (37.5%) are dispersed throughout the rural areas of the region.

Table 1 – PREDA Communities

	Cities	Towns	Villages	Hamlets		First Nations	Métis Settlements	Population	% of PREDA
Big Lakes County		High Prairie Swan Hills		Enilda Faust Grouard Joussard Kinuso		Driftpile Cree Nation Kapawe'no First Nation Sucker Creek First Nation Swan River First Nation Whitefish Lake (Atikameg)	East Prairie Gift Lake Peavine	14,045	8.7%
Birch Hills County				Eglesham Peoria Tangent	Watino Wanham			1,553	1.0%
Clear Hills County			Hines Creek	Cleardale	Worsley			3,369	2.1%
MD of Fairview		Fairview		Bluesky	Whitelaw			4,602	2.9%
Grand Prairie County	Grand Prairie	Beaverlodge Sexsmith Wembly	Hythe	Bezanson Clairmont Demmitt Dimsdale Elmworth Goodfare	Huallen La Glace Teepee Creek Valhalla Centre Wedgewood	Horse Lake First Nation		93,366	57.9%
MD of Greenview		Fox Creek Grande Cache Valleyview		DeBolt Grovedale Landry Heights	Little Smoky Ridgevalley	Sturgeon Lake Cree Nation		14,488	9.0%
Northern Lights County		Manning		Deadwood Dixonville	North Star Notikewin			5,383	3.3%
Northern Sunrise County		Peace River	Nampa	Cadotte Lake Little Buffalo Marie Reine	Reno St. Isidore	Lubicon Lake Band Woodland Cree First Nation		10,422	6.5%
MD of Peace 135		Grimshaw	Berwyn	Brownvale		Duncan's First Nation		5,153	3.2%
Saddle Hills County				Woking				2,225	1.4%
MD of Smoky River		Falher McLennan	Donnelly Girouxville	Guy Jean Cote				4,332	2.7%
MD of Spirit River		Spirit River	Rycroft					2,307	1.4%
	52,524 32.6% 12	63,166 39.2% 1	34,355 21.3% 15	3,248 2.0% 7	Population Percent of PREDA 43	6,383 4.0% 10	1,569 1.0% 3	161,245 1 91	1

According to the service level charts in Figure 1, Internet services meeting the new CRTC objective of 50 Mb/s down and 10 Mb/s up are available in only 11 of the 91 communities (including hamlets, First Nation, and Métis settlements) in the region. The City of Grande Prairie and the Town of Peace River have TELUS fibre at 150/150 Mb/s, Beaverlodge, Sexsmith, and Wembly, have EastLink at 940/10 Mb/s, Fox Creek has EastLink at 400/10 Mb/s, and the remaining five have copper-based 50/10 Mb/s service. Services throughout the remaining communities and rural areas is uniformly poor relative to the new objectives.





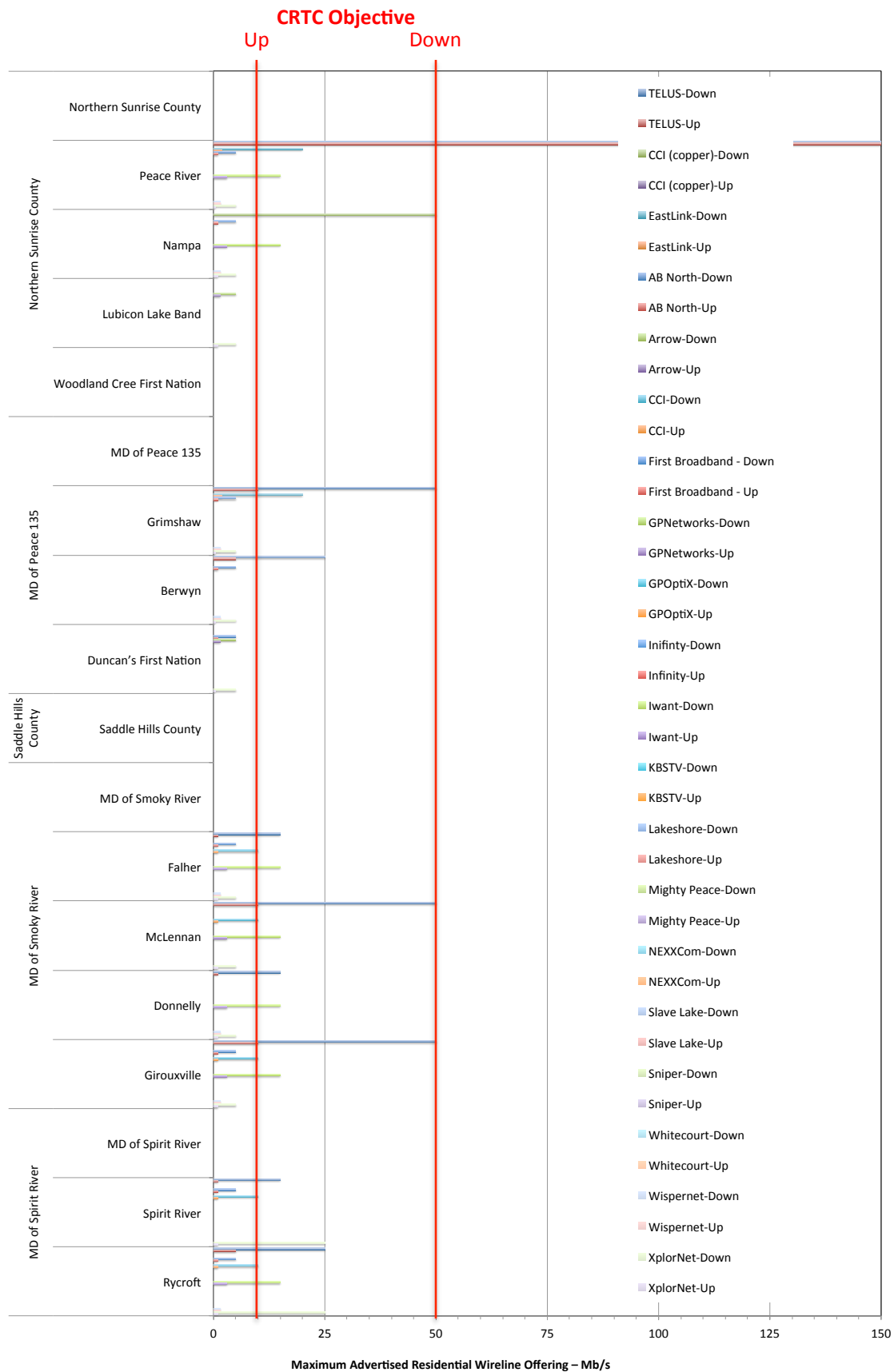
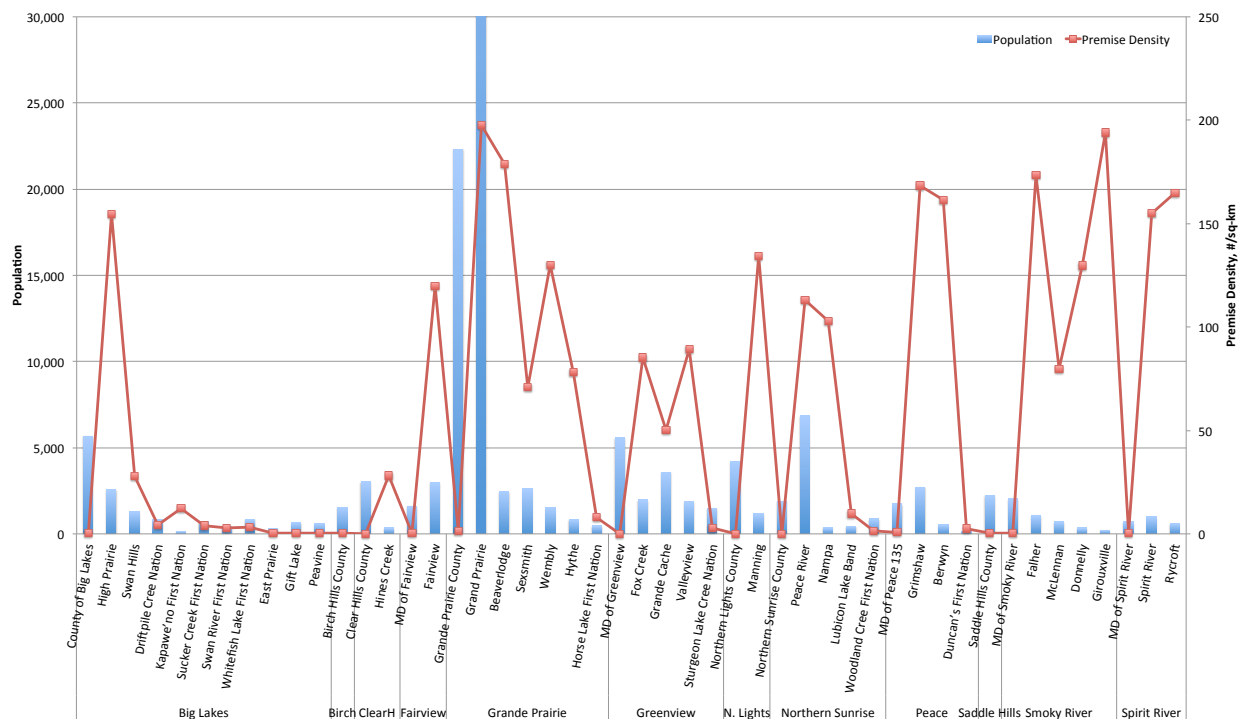


Figure 1 – Internet service levels.

Deployment options and strategies depend on population and density. As is evident in Figure 2, premise densities across the PREDA region vary widely – from a low of 0.038 homes per square kilometer (or 1 home per 26.5 km²) in Northern Sunrise to 197 homes/km² in the City of Grande Prairie.

As the cost of providing enhanced broadband services increases substantially as the premise density decreases, the quality and availability of these services does so as well. The higher the premise density (red squares) relative to the population (top of the blue columns), the better the capital deployment financials will be. Conversely, the lower the density relative to the size of the population, the worse they will be. To be operationally sustainable, in the higher density areas, if the top of the blue column is below, say, 5,000 individuals, partnering with other communities will likely be necessary.



(To improve readability, the Population scale has been capped at 30k. The population of Grande Prairie is 63k.)

Figure 2 – Premise densities.

With large populations and negligible densities, the MDs and counties will have the biggest issue with fibre deployment and unless significant grant funding or novel financing arrangements become available, wireless or hybrid fibre/wireless solutions will be needed. The highest densities together with the largest communities are found in the County of Grande Prairie. The Big Lakes County benefits from a slightly higher population density than the more rural MDs and counties as well as the presence of two major centres. As Peace River has TELUS fibre, deploying fibre in the remaining areas will be a challenge financially and hybrid fibre/wireless solutions will be needed. At the municipal level, except possibly for Grande Prairie and Peace River, none of the smaller urban centres in the region are large enough to support a fibre deployment on their own – collaboration with other communities or private industry will be needed.

1.3 Plans for Broadband

Along a continuum of interest, county and community level interest in broadband within the Peace Region Economic Development Alliance (PREDA) can best be described as 'visionary' to 'status quo'. The County of Grande Prairie's vision, a decade ago, led to more than 300 county-sponsored fixed wireless

towers being built in the county and through their partnership with GPNetworks, fibre is being deployed to subdivisions, towns, and villages. The County of Grande Prairie is poised to begin its next wave of enhancement to broadband services within their county. Its vision is to have greatly improved broadband speed available to its residents and businesses – speeds that fibre-based infrastructure is capable of.

Big Lakes County and its partner communities recently took the initiative to obtain Alberta Community Partnership (ACP) funding for a detailed broadband study for the County, inclusive of the municipalities, First Nations, and Métis settlements within its boundaries – specifically High Prairie, Swan Hills, the hamlets of Enilda, Faust, Grouard, Joussard, and Kinuso, the Kapewe’no First Nation, and the Métis settlement of Gift Lake. The study – *Inter-municipal Broadband Discovery Project* – will leverage the results of this work and then develop more detailed financials to evaluate the options of most interest to the County. As the more detailed financials have already been developed, they will be used in the analyses presented here – thereby increasing both the accuracy and credibility of the financial results presented.

The Town of Valleyview completed a Business Case for Broadband in July. Though they are a small community of some 1,000 premises, innovative approaches to both operations and financing have provided them with a positive business case. Valleyview is now moving on to the development of a business/implementation plan.

The councils of the five municipalities of Birch Hills County, Saddle Hills County, MD of Spirit River, Town of Spirit River, and Village of Rycroft are known as the G5 Municipalities. This group works together on matters of regional needs and inter-municipal cooperation, including broadband. Saddle Hills Utility Communications Network and the Peace River Internet Society (PRiS) provide fixed wireless-based Internet services in Saddle Hills County. Rycroft is planning to lay fibre conduit in conjunction with their upcoming curb and gutter project (summer 2017). Potentially, a community fibre project would see Rycroft and the Town of Spirit River leverage the construction of a new water pipeline between the two communities to bring fibre to both communities.

Saddle Hills County has undertaken the building of communications towers for the purposes of ISP co-location and, ultimately, the improvement of the quality of life for its residents and the success of its businesses. The construction of more towers is planned as they work toward their vision of having the county fully served. The county’s view is long-term, and it is positioning for today’s investments to still be beneficial in 10 to 20 years.

The MD of Smoky River as well as the towns of Falher and McLennan and the villages of Donnelly and Girouxville are poised to initiate a broadband plan.

1.4 Utility Networks in PREDA

To provide the more rural areas of PREDA with some guidance beyond more traditional wireless options, detailed financials for inclusive, open-access, lit fibre utilities for the Town of High Prairie, Big Lakes County, and the MD of Smoky River will be developed later in this report.

Though High Prairie is not a member of PREDA, it does fall within Big Lakes County, which is. The analysis is provided here as its size (population of approximately 1,000) is typical of many urban centres within PREDA and the results form part of the analyses for Big Lakes County.

The financials presented for High Prairie illustrate the issues communities such as Fairview, Beaver Lodge, Sexsmith, and Grimshaw will face when evaluating a community fibre access options. Financials for smaller communities such as Wembly, Manning, and Fahler can be found in the report for GROWTH Alberta – they are similar in size to Swan Hills. As High Prairie is large relative to most member communities and the financials are marginal, the idea will be to bring together several communities within reasonable proximity together and then leverage the larger client base to improve efficiency and margins. In general, the minimal aggregate size for buried builds is between 2 and 3 thousand premises.

The financials developed above for Big Lakes County show that the business case for an inclusive, open-access utility network focused on providing both fibre-to-the-premise (FTTP) networks in the urban centres as well as an inter-community connecting network within Big Lakes County, goes cashflow positive after seven years. Given their average premise density of only 0.2 premises/km², the results are encouraging. Though the county density is low, the population is concentrated along several corridors and with the urban centres involved, the operational scale is sufficient, but not by much. Given the importance of scale, should Big Lakes County proceed to establish a regional network operation, the operation could easily be expanded to encompass both the MD of Smoky River and others within the PREDA footprint – to mutual benefit of all communities involved.

The results for the MD of Smoky River are positive as well and can serve as a template for other communities looking for ways to move forward.

Given the similarities in population and density, it would seem that a similar regional fibre option would work for Northern Sunrise and Greenview. This is not the case, though, and both will have difficulty making the numbers work. The primary urban centre in Northern Sunrise is Peace River, which has TELUS fibre. Greenview's issue is that Grande Cache is far enough from the other centres that pooling operations with them may not be practical.

With both lower densities and fewer population centres, without grant funding, wireless will likely remain the dominant option for Clear Hills, Northern Lights, Saddle Hills, and Birch Hills. With higher densities, limited fibre networks focused on the urban centres are likely possible for Spirit River, Fairview, and Peace. Many options are available to the County of Grande Prairie.

1.5 Recommendations

To accommodate both present and future economic development needs, facilitate full citizen inclusion, and help eliminate any digital divides within member communities of the PREDA region, a community-driven, utility-based, hybrid fibre-to-the-premise (FTTP) / fibre-to-the-tower deployment capable of enabling symmetric access up to and beyond 1 Gb/s to all is recommended for those counties/communities wishing to move ahead. The fibre infrastructure suggested will cost-effectively scale to meet all foreseeable bandwidth requirements, minimize cost to all potential clients, and enable PREDA members to maintain control of critical civic infrastructure. Achieving this will require a variety of approaches and significant investment over a number of years.

1.6 Next Steps

While regional and municipal options do involve more responsibilities and risks than simply transferring control to private enterprise, they come with significant advantages. Though much of the PREDA region would normally be considered too rural to operate a county-wide fibre network on its own, the projected financials for the two representative counties evaluated indicate that a sustainable operation can be achieved while providing the flexibility to scale and also serve surrounding rural residents, businesses, First Nations, and Métis Settlements. The result would be a fully scalable infrastructure that would benefit the region on many levels, not the least of which would be improved opportunities for both its residential and business communities, increased economic development, and control over critical civic infrastructure.

Should the MDs and Counties within PREDA wish to pursue this community-based broadband option further, then, more detailed Business Case work should be completed. If the results are positive and within the risk and financial tolerance of the Community Councils, and a 'go' decision is reached, then a more detailed business plan could be developed. Whereas this Business Case provides sufficient information for evaluating various business model and governance frameworks, as well as for a go/no-go,

decision, the Business Plan goes to the next level of detail and provides a detailed template and guidance for implementation.

Whether or not individual members of PREDA elect to move forward with broadband now or not, in order to position for future broadband planning and expansion, the following interim straightforward and inexpensive approaches to enabling significant future cost-savings should be considered:

Municipal Planning:

- Work with PREDA to leverage planning/policy and financial resources;
- Develop a Broadband Services Strategic plan specific to your community;

1.6.1.1.1.1 Embed fibre network requirements in internal IT planning processes; and

- Accelerate currently planned IT infrastructure deployment.

Leverage Planned Civil Works:

- Develop a policy for including installation of fibre conduit as part of applicable and appropriate town and county infrastructure projects, such as road (re)construction and water / wastewater projects.

Position for the future:

- Require that the inclusion of fibre conduit be a mandatory requirement in all applications for new residential and businesses development permits; and
- Adopt an inside wiring standard with Cat-5 wiring as the minimum standard.

2 Introduction

2.1 Project Definition

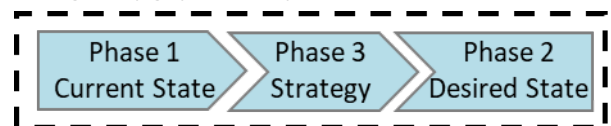
Advancing a robust, diversified economy in northern Alberta is highly dependent on having the necessary infrastructure in place to access markets, reduce cost of service delivery, and enhance the quality of life. Realizing this, with the support of Alberta Economic Development and Trade (EDT), the Northern Alberta Development Council (NADC), PREDA, and the four other Regional Economic Development Alliances (REDAs) partnered to undertake this Northern Alberta Broadband Preparedness project. The study is to quantitatively evaluate the options available to enhance broadband infrastructure within the NADC region. The overall purpose is to document:

1. Current Broadband availability throughout the region (Current State);
2. Where each community would like to be in 3-, 5-, and 10-years (Desired State);
3. Potential benefits that might be realized once the availability of world-class broadband infrastructure became available (Benefits Assessment);
4. The options available to communities and sub-regional areas interested in enhancing the availability of broadband infrastructure within their environs (Opportunities, Options, and Strategy); and
5. The potential financials associated with the more do-it-yourself options (Business Cases).

Parts 1, 2, and 3 were completed and the results were released in draft form. Each focused on the entire northern Alberta study region and the NADC area – the NADC area encompassing 60% of the Alberta landmass. To facilitate a greater focus on the opportunities, options, and illustrative financials within each region, Parts 4 and 5 were combined and undertaken separately for the regions covered by each REDA and the NADC. The results for the PREDA region are documented in this report.

2.2 Project Purpose

From a strategic perspective, the purpose of *Northern Alberta Broadband Preparedness Project* is to complete both the current (Phase 1) and desired (Phase 2) state for each community and the region as a whole, as well as identify the potential options available to bridge any gaps. The options of most interest are then used to develop a strategy (Phase 3) with which the Desired State can be achieved. In support of the proposed strategy, preliminary financials will then be developed. In summary, the steps are:



1. Establish the current state for each municipality, county, municipal district (MD), First Nation community, and Métis Settlement within the northern Alberta study area;
2. Establish the desired state for each of the above entities.
3. Using gap analysis, identify the options and opportunities available to realize the desired state, estimate the related capital requirements, and use the results to inform the development of a regional broadband strategy; and
4. Based on the agreed upon strategy, if applicable, develop a preliminary business case.⁵

2.3 Project Leadership and Study Partners

The *Northern Alberta Broadband Preparedness Project* is being led by the Northeast Alberta Information HUB Ltd. (Alberta HUB), one of five REDAs in northern Alberta. REDAs are autonomous non-

⁵ Project contract between the Northeast Alberta Information HUB Ltd. and Taylor Warwick Consulting Limited; 2016-08-12.

profit organizations comprised of member communities and regional stakeholders that work together to foster business development and prosperity in a defined geographic area.⁶

Funding for this study is provided by EDT, the NADC, and the five northern Alberta REDAs: Alberta HUB, GROWTH Alberta, Lesser Slave Lake Economic Alliance (LSLEA), Peace Region Economic Development Alliance (PREDA), and Regional Economic Development Initiative for Northwest Alberta (REDI).

The study is inclusive of all municipalities, First Nations, and Métis Settlements within the area encompassed by the NADC and the five REDAs. Chief Administrative Officers and their staff (information technology, planning and development, and economic development officers); First Nation and Métis Settlement administrators and managers; and Internet Service Providers (ISPs) were the primary contributors of information and data to this report. Other stakeholders contributing to the understanding of the 'current state' included elected officials, primary and post-secondary educational institutions, Alberta Health Services, local Chambers of Commerce and Community Futures, business leaders and owners, and industry associations and organizations.

The collection of information, data, and general research took place primarily between October 2016 and March 2017. Attempts were made to contact all communities and ISPs within the study's scope to provide input for the study. Despite efforts by Taylor Warwick, the NADC, and the REDAs, input from some communities and ISPs was not forthcoming. Another challenge was keeping abreast of changes within the communities and ISPs and refreshing the study's databases, analyses, and this report as required. As such, the contents of this report should be viewed as a 'snapshot' in time, and the reader is reminded that a variety of changes may have occurred since this report was written.

The NADC, along with Alberta HUB, GROWTH Alberta, LSLEA, PREDA, and REDI, focuses on advancing a robust, diversified economy in northern Alberta. Achieving continued economic growth in northern Alberta is highly dependent on having the necessary infrastructure to access global markets as well as providing connectivity for its residents.

2.4 Northern Alberta Study Area

2.4.1 Geographic Borders

The northern Alberta study area is inclusive of the NADC region and the REDA regions (members and non-members of a REDA). The study area is outlined in blue in Figure 3. The NADC region also shares this blue boundary; however, the boundaries and members of Alberta HUB and GROWTH Alberta extend beyond the NADC region, and a red line serves as the demarcation line.

The NADC's geographic borders extend north to Alberta's border with the Northwest Territories and east and west to Alberta's borders with Saskatchewan and British Columbia. It reaches south as far as the southern boundaries of the Municipal District (MD) of Greenview, Woodlands County, MD of Lesser Slave River, Athabasca County, Lac La Biche County, County of St. Paul, the Métis Settlements of Buffalo Lake, Kikino, and Fishing Lake, and the First Nations of Whitefish, Saddle Lake and Frog Lake.⁷

The unlabelled, burgundy-shaded areas in Figure 3 are the Athabasca and Wood Buffalo regions located in the northeastern portion of the NADC.

⁶ <http://communityeconomicdevelopment.alberta.ca/regional-economic-development-alliances-redas/> ; Alberta Economic Development and Trade; 2017-08-08.

⁷ NADC; *NADC Area Profile: An Economic Description of the Region*; 2016-05.

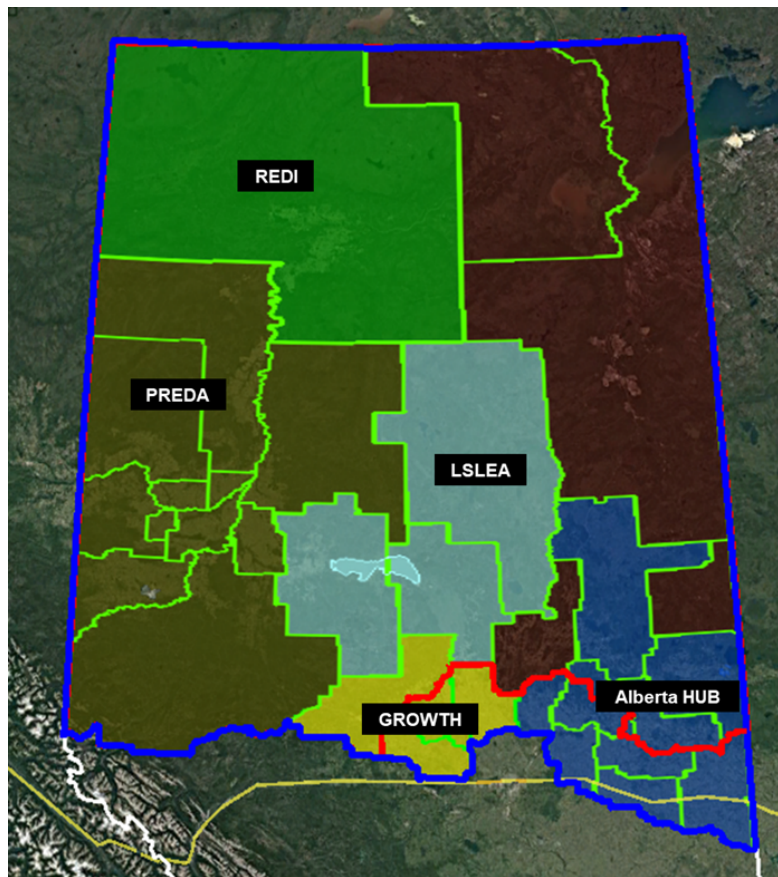


Figure 3 – Northern Alberta study area.

2.4.2 REDA Membership and Grouping of Communities

Most northern Alberta communities are a member of a REDA. There are exceptions and for the purposes of this study, those communities that geographically fall within a REDA but are not a member of the REDA are listed and grouped with member communities of that REDA. This is done to facilitate Phase 3 of this project – broadband opportunities, options, and strategy development at community and regional levels. Specifically, financially viable and operationally sustainable community or regional fibre-based network builds often require partnering with neighbouring communities to increase scale and efficiency. Communities that are not a member of a REDA are identified in each of the REDA-specific sections of this report. The reader is advised to refer to these sections for further information. Also, REDA membership can change over time.

2.4.3 Community Composition, Natural Resources, and Features

There are 32 municipal districts and counties, 2 cities, 35 towns, 23 villages, 24 summer villages, 154 hamlets, 33 First Nations and 8 Métis settlements with a total of 456,811 people in the study area. Approximately 41.9% are urban dwellers while 58.1% live in rural communities. Of the 58.1%, approximately 7.5% live on First Nations reserves or Métis Settlements.

The study area is home to approximately 21,006 businesses (with employees).⁸ Approximately 56% of these businesses are engaged in one of five industry sectors: construction; other services (except public administration); retail trade; professional, scientific, and technical services; and transportation and warehousing. The 'other services' sector comprises establishments that have not been classified in any of the other 19 North American Industry Classification System (NAICS) industry sectors. For example, businesses that repair and maintain motor vehicles and other machinery or provide personal care services fall into this category.

The study area's natural resources of oil, natural gas, agricultural land, and forests are the basis for industry output in the study area.⁹ Nichols Applied Management estimated the NADC region (the NADC region can be used as a proxy for the northern Alberta study area giving its footprint is very similar) contributes approximately 17% to 19% of Alberta's total gross national product (GDP).¹⁰ Mining and oil and gas extraction sector is the largest contributor. Other key industry sectors include (1) construction and (2) agriculture, forestry, fishing, and hunting.¹⁰

A diverse natural landscape characterizes the study area, with five of Alberta's six land classification regions present. Although predominately Boreal Forest, there are pockets of Canadian Shield in its northeast corner and Rocky Mountains in its southwest corner. Its lower southwest has Foothills while its southeast corner and pockets in the west are classified as Parkland.⁹ The main boreal forest includes closely spaced evergreen and deciduous trees, as well as shade-tolerant shrubs, which create line-of-sight issues for fixed wireless and mobility service providers. The small portion of Canadian Shield in the Fort Chipewyan area consists of a very thin soil layer on top of the bedrock (granite). This dictates aerial broadband deployments.

⁸ Calculations based on data provided by Michael Parkatti, Senior Director. Economic Information & Analytics, Alberta Economic Development and Trade. *Request - Alberta Businesses Counts by Industry*. Message to Doris Regula. 13 February 2017. E-mail.

⁹ NADC; *NADC Area Profile: An Economic Description of the Region*; 2016-05.

¹⁰ *Contribution of the NADC Region to the Alberta and Canadian Economies*; Nichols Applied Management; 2012-06.

3 Landscape

3.1 Context

An extensive Landscape document, providing overall perspective and context to a wide range of trends, issues, and concerns relating to broadband, was developed for and released by the Calgary Regional Partnership in September 2016. A copy of the report can be downloaded from the noted website.¹¹ Among the various other reports written by Taylor Warwick Consulting Limited, the following may also be of interest to the readers of this report:

- *A Business Case for Next Generation Broadband*, completed for the City of Chestermere, April 23, 2017;
- *Regional Broadband Investigation – Needs, Opportunities, and Approaches at the Local Level and for the Calgary Region*, September 28, 2016;
- *Regional Broadband Strategy – Options & Financials*, prepared for the Alberta SouthWest Regional Alliance, January 16, 2015; and
- *The True Economics of Broadband*, completed for the Regional Municipality of Wood Buffalo, September 2009.

Although the environment and underlying technologies, together with an ever-widening array of applications and impact areas, continue to evolve quickly, the material presented in the Landscape report remains comprehensive and relevant. Since the release of that document, however, there have been a number of developments at the federal, provincial, and service provider levels that are worth noting. These are outlined below.

3.2 Federal Updates

3.2.1 Basic Service Ruling¹²

On December 21, 2016, the Canadian Radio-television and Telecommunications Commission (CRTC) declared Broadband Internet to be a basic telecommunications service. Until now, only voice services were 'basic'. Existing universal service frameworks will now shift from voice to Internet, with a basic universal service of 50 Mb/s download and 10 Mb/s upload and the option of unlimited data. The CRTC set the deployment target of 90% of Canadian households by 2021 and 100% by 2031.

Whereas in the past, service providers have had to contribute 0.53% of their voice service revenues into a fund accessible to providers to improve services in areas that do not meet minimum voice service levels. These funds will now be used to support meeting the broadband Internet objectives in rural areas where it is not otherwise economical to do so. This fund is expected to grow to \$750 million within five years. A further proceeding in 2017 will examine the preliminary fund guidelines established in this ruling. Should this proceeding finish by the end of 2017, money from the fund is unlikely to be dispersed until late 2018.

The ruling also set an objective to have the latest generally deployed mobile wireless technology (currently long-term evolution (LTE)) deployed not only in homes and businesses but along as many major roads as possible.

¹¹ <https://www.dropbox.com/s/i4m68awenkb546d/CRP-Regional%20Broadband%20Investigation-Landscape%20Issues-FINAL.pdf?dl=0>

¹² *Modern Telecommunications Services – The Path Forward for the Canadian Economy*; Telecom Regulatory Policy CRTC 2016-496; 2016-12-21.


CRTC declares broadband internet access a basic service

Today's decision could pave the way for universal access to high-speed service in remote, rural areas

By Matthew Kupfer, CBC News | Posted: Dec 21, 2016 10:17 AM ET | Last Updated: Dec 22, 2016 2:53 PM ET



Stay Connected with CBC News



ADVERTISEMENT



3.2.2 Connect to Innovate Program (CTI)

Announced on December 15, 2016, the Federal *Connect to Innovate Program (CTI)* from Innovation, Science, and Economic Development (ISED) Canada will provide up to \$500 million in support of new high-capacity open-access backbone networks; upgrades to existing backbone networks; improving resilience; and last mile access connections by 2021. The program covers 75% of the costs of new infrastructure and 50% of the costs for upgrades. Applications required significant detail, including design details and costs, the identification of who will build, own, and operate the network. Preferences were to be given to applications with the most community benefit, cover communities with the least service, cover multiple communities and/or provide infrastructure that is scalable and services that are the most affordable. The application deadline for the program closed on April 20, 2017 and the funding recipients are now being announced.

At the March, 2017 Digital Futures symposium in Cochrane, program staff indicated that a follow-up program is likely within an 18-month timeframe. As these programs have historically favoured shovel-ready projects and the application windows are short, interested municipalities would do well to use the interim period to develop suitable projects and have them ready for when the next funding round opens.

3.2.3 Statistics Canada

Statistics Canada released their 2016 Census of Population and Dwelling Counts on February 8, 2017.¹³ All related numbers in this document have been updated to reflect new data.

3.2.4 Federation of Canadian Municipalities (FCM)

Working in partnership with the municipal sector, the Federation of Canadian Municipalities (FCM) continues to advocate for the federal government to:

- Adopt a comprehensive and long-term funding mechanism for basic broadband access. The existing arrangement for basic telecommunications services is a good starting point and
- Update the basic service objective to include universal access to affordable high-speed broadband Internet at speeds that reflect present realities and guarantee long-term, reliable connectivity while continually re-evaluate its broadband speed targets to reflect technological advancements, changes in user needs, traffic, and network capacity

¹³ <http://www12.statcan.ca/census-recensement/2016/rt-td/population-eng.cfm>

The FCM continues to engage with Innovation, Science, and Economic Development to ensure that the needs of rural municipalities are considered in the rollout of the *CTI Program*. For example, FCM shared feedback from the communities that indicated that more time was needed to prepare their applications, and the deadline was extended from March 13, 2017 to April 20, 2017.

The FCM actively participated in the CRTC's 2015-134-5, *Review of basic telecommunications services*. The FCM's submission to the CRTC consultation called for universal access to affordable and reliable high-speed Internet and highlights the significant barriers faced by communities in both rural and northern Canada. In particular, FCM recommended that the CRTC expand its basic service objective to guarantee long-term, reliable broadband connectivity across Canada and to continually evaluate its broadband speed targets to reflect technological advancements and evolving user needs.

The CRTC is currently in the process of consulting on the design of a new broadband infrastructure fund. The CRTC is examining matters related to the fund's establishment including: eligibility and assessment criteria; eligible costs; roles and responsibilities; and governance and accountability. All levels of government are encouraged to participate in these consultations beginning later this year. The FCM will continue engaging with the CRTC to ensure that municipalities are consulted in the design of this program.

3.3 Provincial Updates

3.3.1 Service Alberta and the Alberta SuperNet Contract

The original SuperNet operating contracts expires at midnight, June 30, 2018. According to Stephen Bull, Service Alberta's Assistant Deputy Minister responsible for the SuperNet, Cabinet has made its decision regarding the future direction of the SuperNet. Work is now proceeding to finalize a Request for Proposals. Three service providers have been pre-qualified.¹⁴

3.3.2 Changes to the Municipal Government Act (MGA)

The *Municipal Government Act (MGA)* currently gives municipalities the option to work together on initiatives with neighbouring municipalities. This is about to change. All municipalities outside of the growth management areas (e.g., City of Edmonton region) will be required to develop an Inter-Municipal Collaboration Framework. The framework will formalize how municipal entities will work together to better manage growth, coordinate service delivery, and optimize resources.¹⁵

3.3.3 Regional Economic Development Alliance (REDA) Broadband Studies

3.3.3.1 A Provincial View

Courtesy of funding from the NADC (for this project) and EDT, regional broadband studies are underway province-wide – each building on the results of the previous studies. On completion of the studies, there will be the opportunity to aggregate the results to create a province-wide broadband view and use the outcome as a basis to influence policy.

¹⁴ Bull, Stephen – Assistant Deputy Minister, Service Alberta, SuperNet Secretariat; *Northern Alberta Broadband Preparedness Project – Finalizing the Current State Report*. Email message to Doris Regula; 2017-08-01.

¹⁵ <https://mgareview.alberta.ca/whats-changing/plan-for-growth/>

3.3.3.2 Alberta SouthWest Regional Alliance

Under the current round of EDT funding AlbertaSW documented the process that Cardston County went through to evaluate various broadband options. Many of their communities continue to wait for notification from Axia. In addition, AlbertaSW recently completed research on the best examples they could find of communities who are promoting their fiber/true high-speed broadband online and how.

3.3.3.3 Calgary Regional Partnership (CRP)

The Calgary Regional Partnership (CRP) study was completed in September 2016 and all recommendations were unanimously endorsed by the Steering Committee, the Executive Committee, and the Board. A number of inter- and intra-municipality initiatives are now underway across the region.

3.3.3.4 Northern Alberta Broadband Preparedness Project

As outlined in the Introduction, the intent of the *Northern Alberta Broadband Preparedness Project* is to, at both the municipal and regional levels,

- Create a common understanding of both the potential benefits of enhanced broadband availability and the options available to realize them;
- Establish where each community is at and which are interested in pursuing broadband; and
- For those interested, which options might best meet their needs.

The work will then proceed to a feasibility review of the regional opportunities of most interest and develop a business case for those that garners the most support.

3.3.3.5 Palliser Economic Partnership (PEP)

The mandate for the Palliser Economic Partnership (PEP) study is similar to the *Northern Alberta Broadband Preparedness* study, in that not only are strategic options to be developed, but also business cases for the options of most interest. Community engagement sessions were completed in June 2016 and by December, a set of options together with deployment cost estimates had been developed. A joint CRP/PEP backbone initiative is underway and business case estimates for the more promising options have been completed.

3.3.3.6 SouthGrow Regional Initiative (SouthGrow)

SouthGrow Regional Initiative (SouthGrow) issued a Request for Proposal for its broadband project in January 2017 and work commenced in February 2017. In this case, the emphasis is more on community engagement and requirements than deployment estimates and feasibility studies.

While the Southgrow study did not specifically address how much bandwidth is needed going forward, as they considered fibre to be the gold standard, it did make recommendations to communities (privately) and provides an overview of the region. The report also included some research and an outline for a possible summit to get all the players together.

3.3.3.7 Broadband Toolkit and Portal – University of Alberta

Under contract to EDT, Dr. Michael McNally led a team at the University of Alberta to develop a document entitled, *Understanding Community Broadband – The Alberta Broadband Toolkit*. The document was released in early January 2017. In conjunction with the Toolkit, the group is creating an online portal to serve as a reference centre for related material.

3.3.4 Alberta Urban Municipalities Association (AUMA)

The Alberta Urban Municipalities Associations (AUMA) continues to advocate to the federal and provincial governments to address the lack of sufficient broadband service that affects many communities in Alberta. The AUMA has two active resolutions on broadband: Review of Broadband Internet and Broadband Internet Availability in Alberta. The first one was submitted by the City of St. Albert and requests the province to provide direct funding and support to municipalities for broadband. The second resolution's active clauses request that the AUMA establish a committee on broadband; work with REDAs and other organizations with similar mandates to advocate for affordable fibre optic-based Internet to Albertans; and continue to advocate for a provincial Broadband Policy. In February 2017, the AUMA released a bulletin, *Developing Broadband Solutions for your Community*, to assist members in determining their broadband needs.

The topic of broadband figures prominently during the AUMA's annual convention as well as during the two mayors' caucuses held each year. The AUMA conducted market research related to broadband with its members in 2016.

3.3.5 Alberta Association of Municipal Districts and Counties (AAMDC)

The Alberta Association of Municipal Districts and Counties (AAMDC) provides an advocacy voice for rural municipalities seeking ways to enhance rural broadband in their communities. It regularly engages with Service Alberta and ISSED Canada to provide the rural Alberta perspective on challenges with rural broadband, funding programs, and existing infrastructure such as the Alberta SuperNet.

Over the past year, the AAMDC has worked with its members to gather a better understanding of their challenges, priorities, and initiatives related to developing rural broadband (e.g., AAMDC Broadband and SuperNet survey) and used the information to provide input into the development of the federal CTI program; the new Alberta SuperNet operating agreement; and the CRTC's review of whether broadband should be considered a basic telecommunications service.

Looking forward, the AAMDC plans to engage further with the CRTC when they begin the public proceeding related to the \$750 million fund to support projects in areas that do not meet the CRTC's targets of speeds of 50 Mb/s download/10 Mb/s upload for fixed broadband Internet access services; an unlimited data option for fixed broadband access services; and the latest mobile wireless technology available not only in homes and businesses, but also along major Canadian roads. It will also engage with Service Alberta as they move forward in finalizing the new SuperNet operating agreement.

3.4 Service Provider Updates

TELUS Corporation (TELUS) is deploying fibre to mobility/cell towers and recently launched a SmartHub product that enables high-speed Internet using the 700 MHz spectrum to serve rural areas. TELUS' new SmartHub for rural customers offers speeds of 12 Mb/s to 25 Mb/s download. Three monthly plans are available (two-year contract) – progressively more expensive as the GB monthly data usage increases: \$60 for 50 GB; \$75 for 250 GB; and \$110 for 500 GB. The Whitecourt Chamber of Commerce recently selected the higher-end service and is pleased with the results.

Bell Canada's (Bell's) Turbo Hub offers a similar service to rural communities with up to 150 Mb/s download and up to 50 Mb/s upload speeds with typical download speeds of between 12 Mb/s and 25 Mb/s (comparable to the TELUS offer). Monthly prices and data usage maximums are provided in Table 2.

Table 2 – Bell Turbo Hub Pricing & Data Usage Maximums

Price (\$)	GB
\$60	Up to 5
\$75	5 to 10
\$90	10 to 20
\$110	20 to 50
\$145	50 to 100

Rogers Communications' (Rogers') Turbo Hub offers '*light*' user and '*heavy*' user options, ranging from \$10 for up to 100 MB monthly usage to \$145 for between 50 GB and 100 GB usage per month.

4 Benefits of Broadband – Socioeconomic Effects

4.1 Overview

The ultimate value of a community's investment in high-speed broadband derives not from the infrastructure itself but from the economic and social ecosystem that grows and evolves around it.¹⁶ Figure 4 depicts the complex web of effects and interrelations that exist between the economy and society that stem from increased broadband speeds. Very diverse economic and social benefits are apparent.¹⁷ The map is a simplification – in reality there are even more factors and linkages.

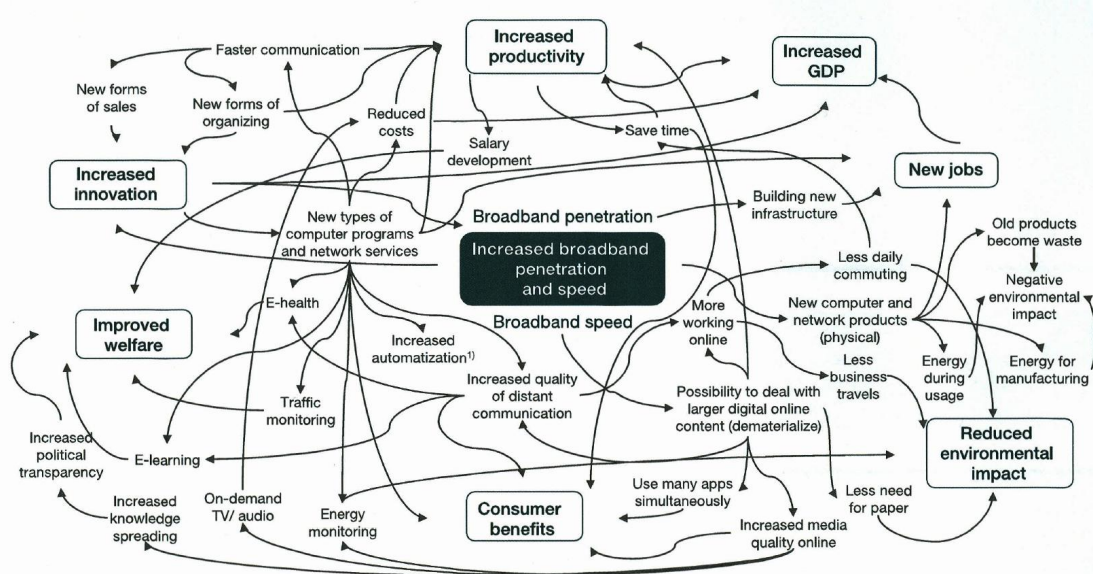


Figure 4 – Effect and interrelations that stem from increased broadband speeds.

Many economic and social benefits have been correlated with having access to broadband. In the late 1990s, Internet connectivity was transformed by ‘always-on’ digital subscriber line (DSL) and cable modem services provided by the telephone and cable television companies, respectively. These first-generation broadband services dramatically improved broadband connectivity to the Internet, which led to the development of new inventions, processes, and business models; new and improved goods and services, and increased competitiveness and flexibility in the economy. While these first-generation technologies led to an estimated incremental economic benefits of 1.1% GDP to the United States economy, the Analysis Group predicts the next generation of connectivity, ‘gigabit broadband,’ will provide an additional 1.1% GDP.¹⁸

Houlin Zhao of the International Telecommunication Union (ITU) Broadband Commission describes the importance of broadband networks to global social and economic development as follows:

“Broadband networks offer perhaps the greatest opportunity we have ever had to make rapid and solid advances in global social and economic development – across all

¹⁶ Smith, Steve; *The Economic Development Benefits of Broadband. Broadband Communities*; Broadband Communities Magazine; 2017-05/06.

¹⁷ *Socioeconomic Effects of Broadband Speed*; Ericsson, Arthur D. Little, and Chalmers University of Technology; 2013-09.

¹⁸ Sosa, David; *Early Evidence Suggest Gigabit Broadband Drives GDP*; Analysis Group.

sectors, including healthcare, education, new job opportunities, transportation, agriculture, trade and government services. In the twenty-first century, broadband networks therefore need to be considered as basic critical infrastructure, like roads, railways, water and power networks.”¹⁹

4.2 Wealth Creation and the Knowledge-based Economy

For the third time in history, society's system of wealth is changing. In knowledge-based economies, wealth creation is largely independent of place, local resources, and physical assets compared to the previous industrial era where wealth was based on significant physical resources, access to raw materials, manpower, and efficient transportation. Wealth now arises from human ingenuity, intellectual property, and novel business models. With growth and development timeframes in the new economy largely unconstrained by the building of physical infrastructure and the movement of goods and services, knowledge-based businesses often grow exponentially. For example, Instagram, a social networking application (app) developed for sharing photos and videos from a smartphone, was developed in 18 months by 13 people. On April 9, 2012, the company was sold to Facebook for \$1 billion US. Noteworthy is that those 13 people could have been located anywhere Internet access was available (and not necessarily in the same physical location). Also, with the availability of cloud computing resources such as Amazon Web Services (AWS), no local server farms were required and the service could be rapidly scaled globally. Instagram could have been developed in any community within the northern Alberta study area. There may be more to be gained from nurturing entrepreneurs than in creating traditional employment.

The presence of high-speed broadband in a community enables it to think globally. Remote work is one of the most immediate and obvious benefits – residents can be employed with companies in distant cities, and therefore, creating new opportunities beyond the reach of the local economic base. As well residents can remotely acquire the skills necessary to participate in the knowledge-based economy. Light manufacturers and specialty retailers even in small towns are afforded the opportunity to connect to a global marketplace through electronic commerce, which is vital to community sustainability and growth.²⁰ The development of manufacturing and retail economies are possible in more rural settings. High-speed, reliable broadband is a significant enabler for small businesses participating in manufacturing and professional services sector – especially, where there is a need to move significant volumes of data such as engineering designs and high-resolution colour product images on a regular basis. For example, entrepreneurs in a rural northern Alberta community could set up a 3D printing farm implement (toy, boat, parts, etc.) manufacturing facility in an old barn or other suitable vacant building. Alternatively, car enthusiasts in the region might sign on to Local Motors²¹, the maker of the first 3D-printed car, and help design cars in their spare time. For approximately \$20,000 US, a small urban community could send a person with high potential to Singularity University²² (SU) and have him/her trained in how to establish a billion-dollar business in five years. Ten years ago, this prospect would have been a joke. Today, it is not and SU is a serious institution created to support entrepreneurial initiatives in a knowledge-focused economy.

¹⁹ Zhao, Houlin – Secretary General of the ITU and Co-Vice Chair of the Broadband Commission for Sustainable Development, ITU; 2017-08-23.

²⁰ Smith, Steve; *The Economic Development Benefits of Broadband. Broadband Communities*; Broadband Communities Magazine; 2017-05/06.

²¹ Local Motors; <https://localmotors.com>

²² Singularity University; <https://su.org>

From this perspective, the correlation between a community's economic development and its local capabilities and assets will likely decrease with time. If so, then perhaps what is more important than economic development premised on a local strengths, weaknesses, opportunities, and threats (SWOT) analysis,²³ is the ability of the community to be able to recognize, utilize, and leverage the types of capabilities and opportunities that digital technologies and networks are making possible. This new reality is being harnessed by a number of municipalities in the Calgary region.

4.3 Economic

4.3.1 Economic Impacts of New Broadband Investments

Research conducted by Ericsson in collaboration with Arthur D. Little, and Chalmers University of Technology found that increased broadband speed contributes significantly to economic growth. Doubling broadband speeds for an economy can add 0.3% to GDP growth.²⁴ The benefits of faster broadband can have both economic (e.g., increased innovation and productivity in business) and social effects, (e.g., better access to services and improved healthcare).

The study's authors further categorized the economic and social effects over three different timeframes: short-, medium-, and long-term (Figure 5).

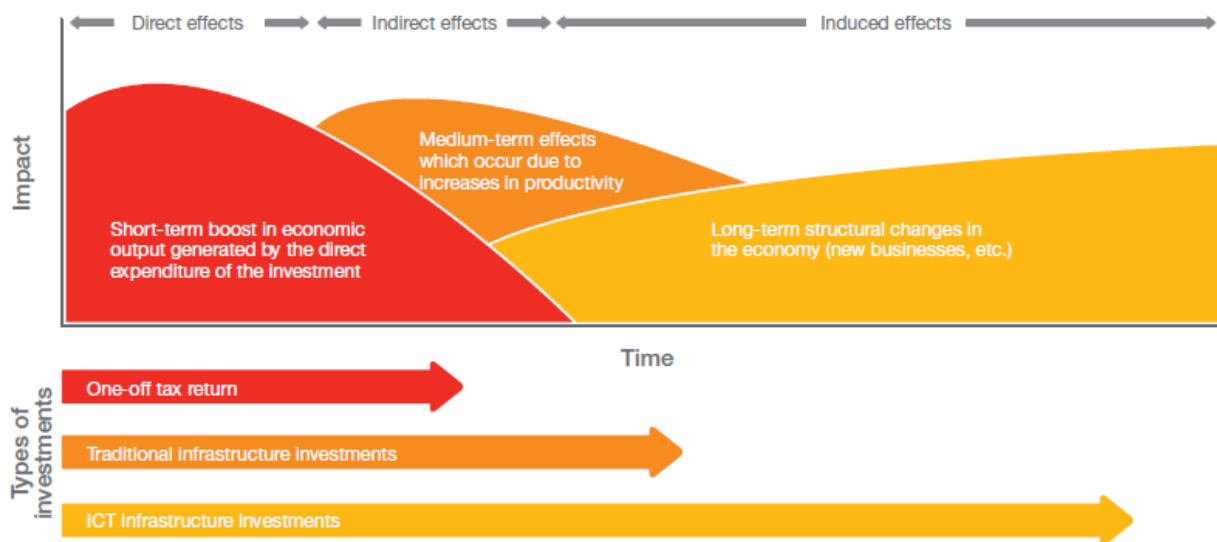


Figure 5 – Economic impacts of broadband speed upgrades over time.

In the short-term, direct effects such as changes in employment, economic production, and behavior are generated during the course of the deployment of new infrastructure and rise GDP. In the medium-term, indirect effects are apparent. Examples of indirect benefits include cost savings, cost avoidance, productivity gains, and incremental economic activity. The third category, termed '*induced effects*', occurs

²³ A SWOT analysis is a traditional business tool that first evaluates one's internal strengths and weaknesses and then uses the results as context and in addition to an analysis of its external strategic environment to identify its opportunities and threats. Ideally, the one's strategy would build on its strengths to exploit opportunities, counter threats, and resolve weaknesses.

²⁴ *Socioeconomic Effects of Broadband Speed*; Ericsson, Arthur D. Little, and Chalmers University of Technology; 2013-09.

over the long-term and include transformative impacts on the economy such as the introduction of new industries/industry clusters or new ways of working.

4.3.2 Digital Adoption and its Impact on GDP

Canadians require more bandwidth for activities that require high-speed (such as telecommuting, telehealth, and videoconferencing), above-the-network services (such as cloud storage of digital files) and as more devices become Internet-enabled. Examples of important telecommunication services needed to participate in the digital economy include the following: telehealth, distance-learning, e-commerce, software and video game development, photo and video sharing, data analysis sharing and processing, telepresence robots for remote working and virtual tourism, and contributing to global work and research projects using shared software, and open network technologies and topologies.²⁵

A study by the McKinsey Global Institute (MGI) estimated the potential impact the adoption of digital technologies could yet make on business productivity in various economic sectors – see Figure 6.²⁶

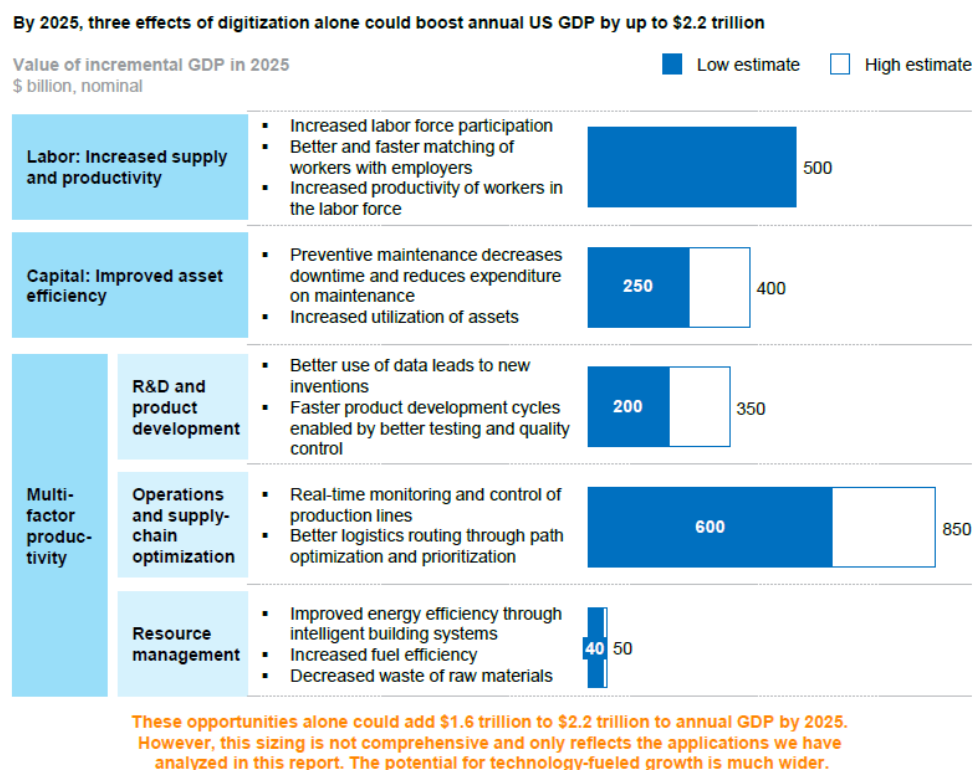


Figure 6 – Industry digitization & growth of annual GDP in the United States by 2025.

Examples include decreasing the costs of service delivery for education, healthcare, land and resource management, and many other sectors. Digital technologies also enable the virtual workplace – where a company can work with employees from anywhere and, equally important, enables local residents to freelance (instead of being employed by a particular company) and market their capabilities globally. The MGI study identified three effects of digitization and estimated that these three effects would be capable of boosting US GDP by up to \$2.2 trillion by 2025. Scaling MGI's estimates to Canada, Taylor Warwick

²⁵ Submission to Review of Basic Telecommunications Services; CRTC Telecom Notice of Consultation 2015-134; Cybera.

²⁶ Manyika, James, et al; *Digital America: A Tale of the Haves and Have-Mores*; McKinsey Global Institute; 2015-12.

Consulting Limited estimated the potential impact of a wider adoption of digital technologies by Canadian industry could boost Canadian GDP by up to CAD\$330 billion dollars. Assuming Canadian impacts to be 10% of those in the US, but 2025, three effects of digitization alone could boost Canadian GDP by \$330 billion. Over the past 200 years, automation has eliminated 99% of the farming jobs.²⁷ Advancing technology, however, has created far more jobs than it displaced and, as a result, society as a whole has moved forward. With the maturing of many digital related technologies, society is at the cusp of a profoundly new era and an era in which the possibilities are limited only by our imaginations.

4.3.3 Agriculture

While there are many futuristic videos available to highlight the potential of high-speed broadband for agriculture, a more currently grounded view can be viewed at the following website:


<https://www.youtube.com/watch?v=Fr29UKzm2CJ>, starting at 1:48.

A growing global population coupled with the



expectation that climate change will make food harder to produce, the agriculture industry is at the cusp of a new industrial revolution.²⁸ According to the United Nations, global agricultural output will need to

increase by as much as 70% by the year 2050.²⁹ Globally, this challenge has been recognized. For example, the central theme of EXPO 2015 was *Feed the Planet, Energy for Life*. Each participating country was asked to examine its own position and offer solutions regarding the major challenges related to the future of food. To feed the forecasted population levels identified to the right (i.e., 9.7 billion), the agriculture industry will need to increase efficiency in growing food or increase the acreage allocated to food production and the landbase for agriculture is shrinking.³⁰ Farmers are also looking for ways to farm more precisely and profitably. The same technology that's propelled growth in other



²⁷ Friedman, T.; *Thank You for Being Late: An Optimist's Guide to Thriving in the Age of Accelerations*; Farrar, Straus and Giroux; 2016-11-22.

²⁸ Tunney, Catharine; *To Take Advantage of Coming Agriculture 'Revolution' Canada Needs Investment, Says Expert*; CBC News; 2017-02-18.

²⁹ Penn, J. B. – Chief Economist, John Deere; *Agriculture's Past, Present and Future*; John Deere Journal; 2016-03-31. <https://johndeerejournal.com/2016/03/agricultures-past-present-and-future/>

³⁰ Mark, Tyler, Whitacre, Brian, and Griffin, Terry; *Assessing the Value of Broadband Connectivity for Big Data and Telematics: Technical Efficiency*; selected paper prepared for presentation at the Southern Agricultural Economics Association's 2015 Annual Meeting Atlanta, Georgia; 2015-01-31 to 02-03.

industries, such as robotics and data analytics, hold the promise of producing more food on less land.

Technological Change and Advancement

Farmers initially adopted the Internet to access discussion forums, social media, commodity prices, weather forecasts, and shop for parts. Recent advancements in wireless capabilities allowing farmers to wirelessly evaluate irrigation systems, weather stations, field equipment, and employees. Those making the most of broadband connectivity are transferring data between a variety of strategically located sensors on the farm and cloud-based storage, pushing prescriptions to applicators, and monitoring real-time alert systems for immediate pest threats.³¹

It is interesting to note that in Statistics Canada's most recent census, the 2016 Census of Agriculture, agricultural operators were queried about their use of emerging digital devices, including those associated with Precision Agriculture (PA) as well as those devices that require wireless and wireline technologies.³² The Appendix 13.1 provides the Statistics Canada applications and technologies usage data for northern Alberta producers. For farm management, 52% of farms in the region are using computers or laptops while 42% reported using smartphones or tablets.



What is changing is the connectivity of agricultural equipment and the variety of sensors providing raw data to cloud-based analytics services. This is evident at the farms in southwestern Ontario, where wireless devices and technologies feed data from multiple access points on the farm, such as the residence, barn, and fields, to cloud services. Figure 7 – The Connected Farm, provides a schematic diagram of the various data transmission paths. Accessing cloud services will only be possible (or at least work more effectively) when fibre comes closer to the rural areas/farms or when more advanced wireless technologies become available. The cloud will support farmers with other technologies and services such as decision support services. In addition to farmers, the data and analytics can be sent to analysts and others with access rights. New lines of business, businesses, and jobs are being created, often by intermediaries (i.e., information or data brokers). As more data is re-purposed and sold, agriculture product and food value chains are becoming more heavily data driven.³³ A recent study of field crop producers in southwestern Ontario found that the three access points mentioned above compete for bandwidth and as a result some businesses are subscribing to more than one service provider to ensure mobility and reliability.³⁴ It should be noted that most PA data needs to be uploaded rather than downloaded.³⁵

³¹ Mark, Tyler, Whitacre, Brian, and Griffin, Terry; *Assessing the Value of Broadband Connectivity for Big Data and Telematics: Technical Efficiency*; selected paper prepared for presentation at the Southern Agricultural Economics Association's 2015 Annual Meeting Atlanta, Georgia; 2015-01-31 to 02-03.

³² Hambly, Helen; *Release of 2016 Census of Agriculture – Relevance to Rural Broadband in Ontario*; Rural and Remote Broadband (R2B2) Project blog; 2017-05-12.

³³ Hambly, Helen – R2B2 Project Lead and Associate Professor, University of Guelph; Telephone Interview; 2017-04-12.

³⁴ *Role of Broadband Internet Access in the Adoption of Precision Agriculture Applications*; Executive Summary, Draft Report. R2B2 Project.

³⁵ Mark, Tyler and Griffin, Terry; *Defining the Barriers to Telematics for Precision Agriculture: Connectivity Supply and Demand*; selected paper prepared for presentation at the Southern Agricultural Economics Association's 2016 Annual Meeting, San Antonio, Texas; 2016-02-06/09.

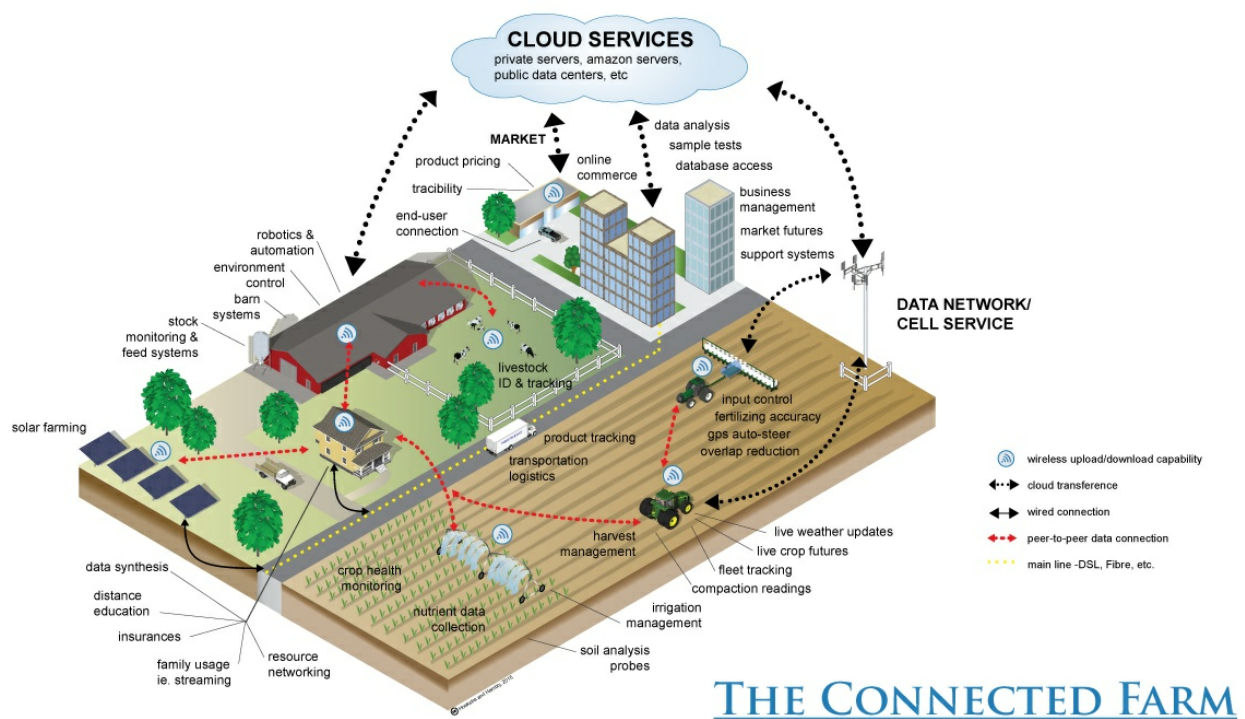


Figure 7 – Next generation farms and rural communities.

Trimble, provider of advanced location-based solutions that help various industry sectors maximize productivity and enhance profitability using core technologies in positioning, modeling, connectivity, and data analytics, identified the following trends in agriculture technology (Figure 8).

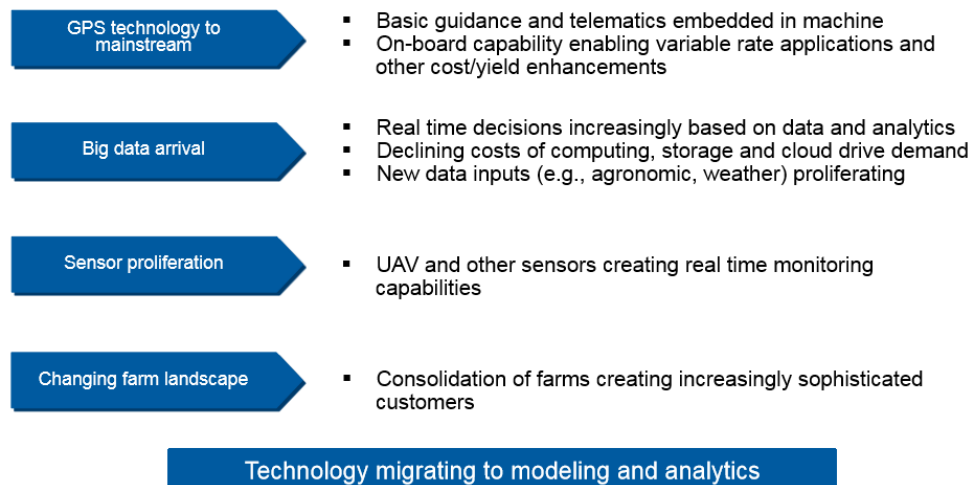


Figure 8 – Trends in agriculture technology.

Patchy rural wireless and broadband coverage is a barrier to the adoption of PA as shown in Table 3.³⁶

Table 3 – Adoption of Precision Agriculture - Technology Drivers and Barriers

Drivers	Barriers
<ul style="list-style-type: none"> • M2M-based monitoring and tracking becoming more mainstream across industries • Reducing costs of sensors, connectivity • Improving data management technologies to manage tidal wave of M2M data • Farmers becoming more familiar with everyday IT use 	<ul style="list-style-type: none"> • Rural wireless and broadband coverage patchy • Standards for sensor networks and data communications still under development • Specialist agricultural software still maturing • Uncertainty as to how to treat and safeguard data

Quantifying the Indirect Benefits of High Speed Broadband to Agriculture

Quantifying the value of high-speed broadband to the agriculture industry, specifically the level of efficiency that can be created at the farm level, is not an easy task. Agricultural economists Tyler Mark, Brian Whitacre, and Terry Griffin, used simulation data and envelopment analysis to assess the increase in efficiency and net producer income for grain producers who would be able to fully implement telematics - made possible by broadband connectivity. They found that if producers were able to adopt PA technology along the continuum to data and data use (i.e., Big Data), average net farm income would increase by 9.8%.³⁷

4.4 Social

4.4.1 Connected Communities

To quote Thomas Friedman: *More people than ever can now compete and collaborate on more things, for less money, with more ease and equality than ever before.*

4.4.2 Education

Olds College is prime example of how the benefits of gigabit networking can be leveraged in an educational environment. An overview is available in the video produced for the College's 100th anniversary:³⁸

<https://www.youtube.com/watch?v=55iJvk57nrQ&list=PL-Ua1K2KRZdmaXPlqEv-Is1c51ykrib3l&index=4>

Robust, reliable broadband is a necessity for achieving excellence in 21st century learning - information, media, and technology skills have become the foundation for learning. Equitable broadband access means that all students have the same learning opportunity regardless of where they live.³⁹

In Alberta, K-12 and advanced education learning environments are adopting cloud-based computing and service delivery (e.g., Google Cloud, Microsoft Office 365, and other cloud-based

³⁶ *Towards Smart Farming, Agriculture Embracing the IoT Vision*; Beecham Research Ltd.

³⁷ Mark, Tyler, Whitacre, Brian, and Griffin, Terry; *Assessing the Value of Broadband Connectivity for Big Data and Telematics: Technical Efficiency*; selected paper prepared for presentation at the Southern Agricultural Economics Association's 2015 Annual Meeting Atlanta, Georgia; 2015-01-31 to 02-03.

³⁸ Olds College; *iPad Integration*; YouTube; 2013-02-22.

³⁹ Ontario; *2017-18 Education Funding Engagement Guide*; Ministry of Education.

providers).⁴⁰ Cloud-based services require broadband connections. Figure 9 shows the evolution of broadband in a typical K-12 educational system – basic connectivity needs give way to more advanced and scalable connectivity needs.⁴¹

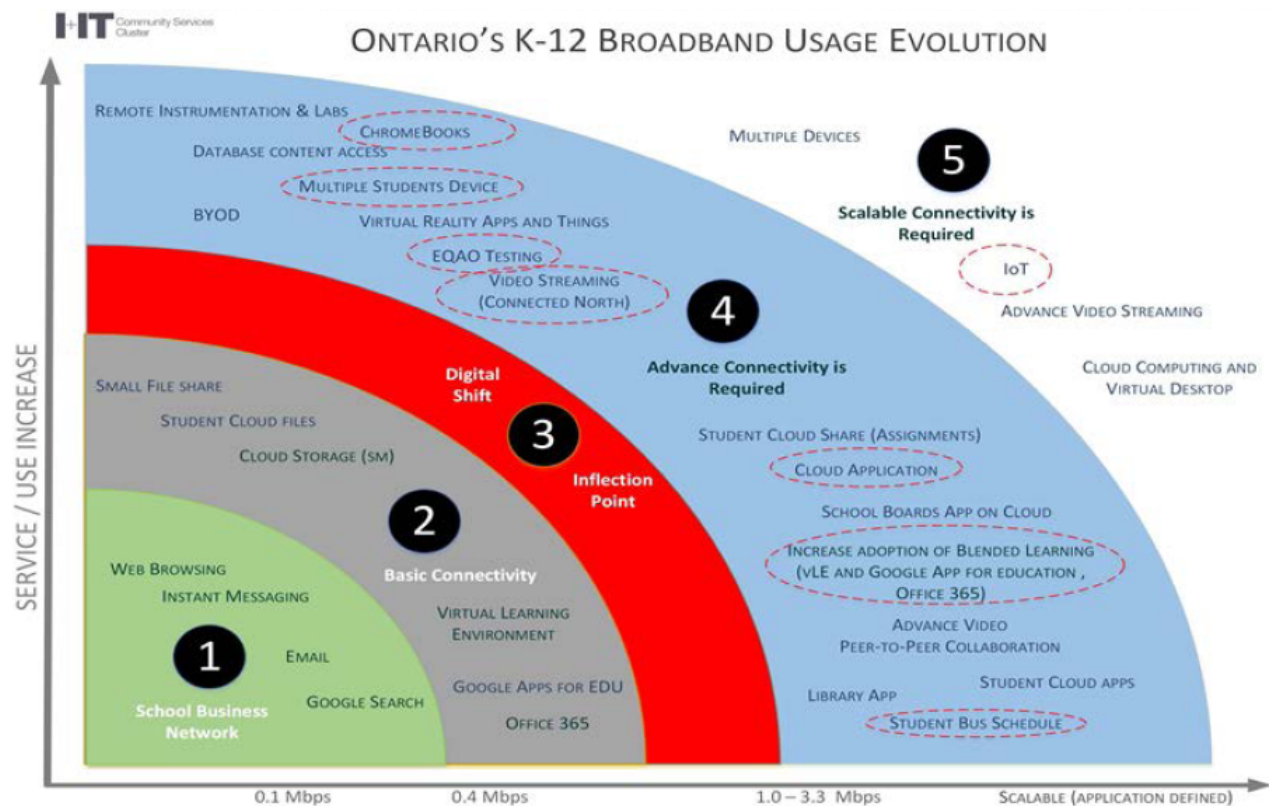


Figure 9 – Evolution of broadband in K-12 schools.

Today in Alberta, web-based products, such as Google G Suite,⁴² are being used by school communities for such things as word processing and document storage (i.e., stage 2 in the figure above). Even the Stage 2 advancements of this increasingly complex array of technology solutions and tools is very reliant upon adequate Internet connections for students, parents, teachers, and administrators in schools and at home.

Improving equity in education is a high priority for Tallcree First Nation's Chief – it is his goal and his ambition.⁴³ Located in remote northeastern Alberta, education and employment opportunities are limited.

⁴⁰ Luedtke, Ralph – Senior Manager, Education Technology and Hauschildt, Dave – Education Manager, Technology Leadership Branch, Field Services Sector, Alberta Education; Telephone Conversation; 2017-05-04. Sokolowski; Carol – Director, External Stakeholder Relations, Information and Technology Management Sector, Alberta Advanced Education; Telephone Conversation; 2017-05-09.

⁴¹ Education Funding Engagement – Digital Education presentation; Ontario; 2016-11-10.

⁴² Google G Suite is a set of intelligent apps including Gmail, Docs, Drive, and Calendar.

⁴³ Cardinal, Mike – Band Manager, Tallcree First Nation; Telephone conversation; 2017-04-13.

To compete in today's economy, you must have a skilled workforce with specialized training. The education attainment levels among Indigenous (First Nation, Métis, and Inuit) people are lower than non-indigenous people. The graph on the left side of Figure 10 indicates that 29% of Indigenous people in Canada did not attain a certificate, diploma, or degree while 13% of non-Indigenous people did.⁴⁴ Data specific to Alberta was not available from Statistics Canada.

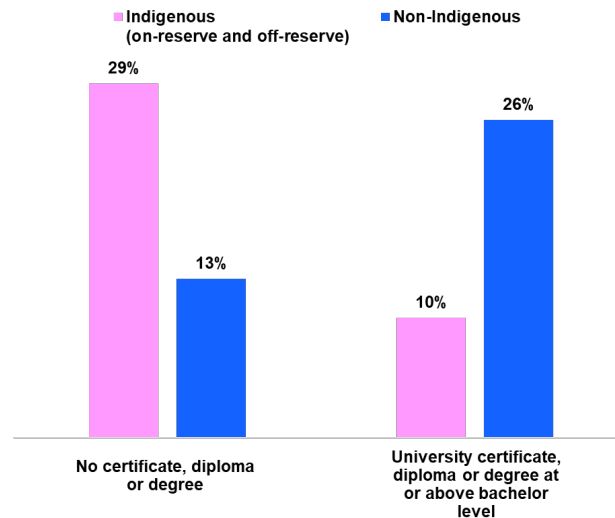


Figure 10 – Comparison of education attainment levels – indigenous verses non-indigenous.

The Tallcree First Nation is interested in providing more educational opportunities for its people (which will lead to more employment opportunities). They are redesigning and implementing a new curriculum and training opportunities, which will be based on communication with post-secondary institutions using videoconferencing and platforms such as Skype and Facetime. They need to confidently know that their system is capable of the required bandwidth and streaming. After distance learning with the Northern Alberta Institute of Technology (NAIT) failed due to inadequate Internet bandwidth, Tallcree First Nation and NAIT collaborated on a pilot program, involving NAIT deploying mobile education units to the Tallcree reserves in the High Level area for trade-related training (e.g., electrical, millwright).

The use of learning management systems is proliferating in Alberta.⁴⁵ These software applications support administration, documentation, tracking, reporting, and delivery of educational courses or training programs. In some cases, access is made available for parents to review a student's assignments, progress, or other content and provide feedback. Enabled by technology, teaching and learning is moving away from '*point-in-time-assessment*' to a more continual assessment of learning. It is estimated that 80% of the districts in Alberta's K-12 system is moving towards some degree of Google-based platform. Google developed a blended learning platform, Google Classroom, for schools that aims to simplify creating, distributing, and grading assignments in a paperless way. It was introduced as a feature of G Suite for Education 2014.

For students, high-speed broadband can offer a higher level of authenticity as they gain access to '*real-world*' audiences for collaboration or feedback.

⁴⁴ *Distribution of the population aged 25 to 64 (total and with Aboriginal identity), by sex and highest certificate, diploma or degree* – Table 477-0096; Statistics Canada; 2011.

⁴⁵ Luedtke, Ralph – Senior Manager, Education Technology and Hauschildt, Dave – Education Manager, Technology Leadership Branch, Field Services Sector, Alberta Education; Telephone Conversation; 2017-05-04.

4.4.3 Entrepreneurship

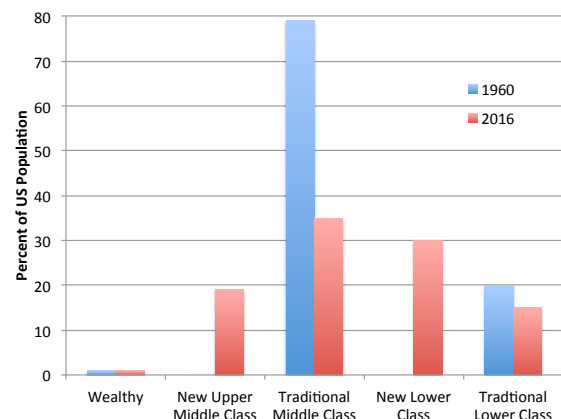
Three generations ago, for example, the opportunity was to electrify everything (i.e., take manual product X (say, a manual pump), add electricity, and obtain new, enhanced, and more valuable product Y (electrical pump)). Now, the opportunity is to add intelligence to everything (i.e., take dump product X (laundry), add intelligence, and obtain a new, enhanced, and more valuable product Y (clothes that tell a washing machine how to wash them)).⁴⁶ Likewise for many other services:

- Medical: after winning Jeopardy in 2011, Watson was repurposed to do medical diagnoses. It has since moved to the cloud and variations are being developed to provide the services to medical practitioners world-wide;⁴⁷
- Stock Portfolios: manage stock indices and currency exchanges to optimize and balance portfolios in real time vs once a year;
- Real Estate: match buyers and sellers and suggest optimal financing packages; and
- Project Management: take into account change orders, weather, traffic, currency exchange rates, and so on.
- Law: sift through mountains of evidence and legal arguments and suggest lines of defense.

4.4.4 Employment

Within this changing environment, the days of good, stable, middle-class jobs and the age-old advice, *'go to college, get a job, get married, buy a house, raise kids, and retire on a good pension'* are over. Of the jobs left, one in three will be converted to software, robots, and smart machines within eight years, half will be susceptible within 20 years, and both high and low skilled members of the workforce will be affected.⁴⁸ To thrive, it's becoming more about *'go create a job'* than the traditional *'go find a job'*.⁴⁹

All the tools one needs are online – help^{4,50}, computing, and storage resources⁵¹ are available at scale and are virtually free – all you need is a capable network. A small sampling of the resources available in key categories appears in Table 4 below. All you need is a capable fibre network to support the digital traffic.



⁴⁶ Kelly, Kevin; *The Inevitable: Understanding the 12 Technological Forces That Will Shape Our Future*; Penguin; 2016-06-07.

⁴⁷ Watson has also been made available as a general purpose artificial intelligence (AI) engine that can be harnessed by going to: <https://www.ibm.com/communities/analytics/watson-analytics/>

⁴⁸ *The Americans We've Left Behind*; Trends Magazine; 2016-03.

⁴⁹ Friedman, Thomas L.; *Thank you for Being Late*; Farrar, Strauss, and Giroux; 2016-11-22.

⁵⁰ Quirky, for examples, provides all the resources needed to turn an idea into an actual product – <https://www.quirky.com>

⁵¹ For traditional computing, see: <https://aws.amazon.com/ec2/>; for quantum computing, see: <http://1qbit.com>

Table 4 – Online Resources

Computing Resources	Intelligence on demand	https://www.ibm.com/communities/analytics/watson-analytics/
	Unlimited computing power	https://aws.amazon.com/ec2/
	Quantum computing	https://aws.amazon.com/ec2/
Education	Tailoring skills to employment requirements	https://www.coursera.org https://www.khanacademy.org
	Contingent work	https://www.freelancer.com/
Employment / Hiring	Matching individuals to traditional jobs	http://www.careerbuilder.ca https://www.linkedin.com https://www.monster.ca
	Design	https://99designs.ca
	Invention platform	https://www.quirky.com
Venture Funds		https://grow.indiegogo.com
		https://www.kickstarter.com

4.4.5 Healthcare

Need for Productivity Improvements in Healthcare

In 2016, Canada's total health expenditures reached an estimated \$228.1 billion—representing 11.1 per cent of total GDP or \$6,299 per Canadian. Despite the recent slowdown in health spending growth, Canada's looming baby-boom bulge is likely to have a major impact on health and social service demand and expenditures.⁵²

As future health care funding is estimated to consume between 44% and 55% of provincial and territorial revenues, there are concerns that without additional strategic funding, Canada's provinces and territories will need to find substantial annual productivity improvements to maintain the health care spending and service levels.⁵²

Alberta is moving towards community-based care, which includes shifting from a focus on hospitals and facilities to more community-based care closer to home, planning and structuring health care around people and their community, and enabling Albertans to be active partners in their own health.⁵³

Health system capacity in rural and remote areas

There is a need for trained healthcare workers to provide continuing care and other health services if the transition of the system from 'hospital to community' is to be successful. In professions where staff levels are sufficient, unequal distribution across Alberta remains a factor, with particular difficulty in recruiting to rural and remote areas where the planned expansion of home and community care services is most needed.⁵⁴

The percentage of physicians practising in rural and remote areas in Alberta has decreased. Despite growth in Alberta's overall physician supply, physician access continues to be an issue in many rural and

⁵² Brichta, Jessica, Dinh, Thy, and Stonebridge, Carole; *A Road Map to Health System Sustainability*, CASHC Compendium Report, 2011-16. Conference Board of Canada; 2017-05.

⁵³ Alberta Budget 2017, Fiscal Plan 2017-20, Expense.

⁵⁴ Alberta Health Business Plan 2017-20.

remote areas as well as in some urban areas. These trends also impact the affordability and sustainability of the health system.⁵⁵

Digital Health Technologies

The following short video by Canada Health Infoway (Infoway) describes some of the digital innovations in healthcare, which assist in tackling some of the issues mentioned above:⁵⁶

<https://www.infoway-inforoute.ca/en/component/edocman/resources/videos/3068-innovation-in-health-care?Itemid=101>

Infoway defines digital health technologies as telehealth and remote patient monitoring (RPM) (also known as telehomecare); drug information systems; diagnostic imaging systems; and physician office and electronic medical records (EMRs).

The Alberta SuperNet supports telehealth in Alberta. Currently this model of healthcare delivery or tool primarily uses videoconferencing technology with the equipment located at videoconference sites in the communities or in nearby communities. The evolution of this remote service would allow for ‘virtual visits’, where consultations would take place directly in the patient’s home and on any device. The ability to provide virtual care has significant cost saving for providers and patients.

RPM is transforming traditional healthcare service delivery models in Canada and has the potential to improve patient outcomes through self-management and home-based care and decrease the use of health system resources. Figure 11 shows the relationship between technology complexity and patient acuity as well as the associated impact on the use of the healthcare system resources, both in health resource intensity and per capita costs.⁵⁷

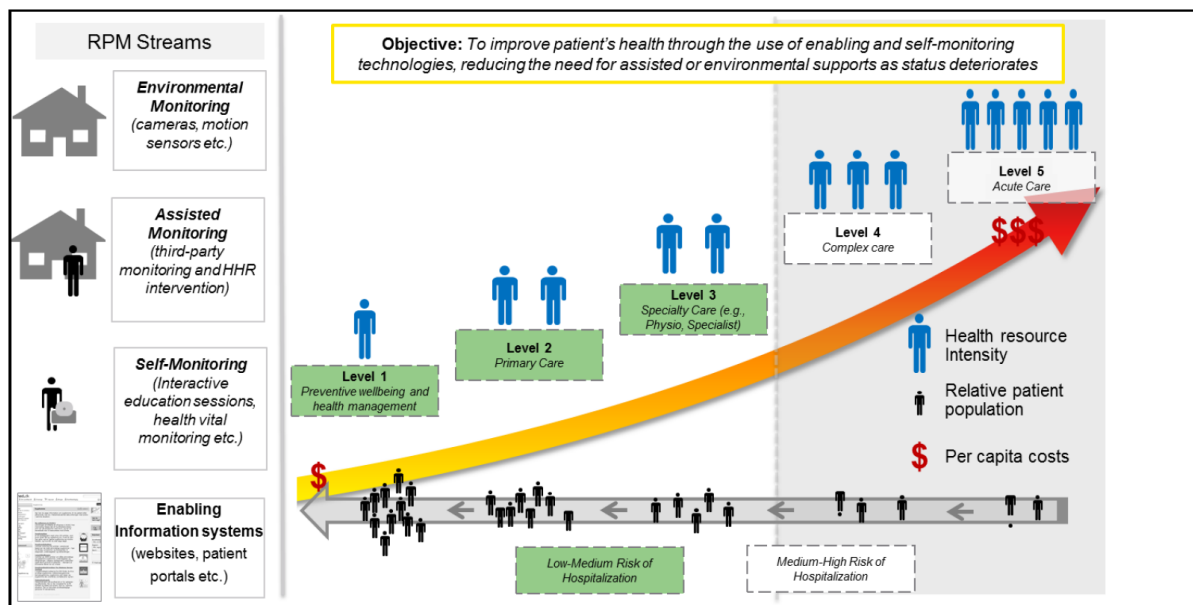


Figure 11 – Continuum of patient acuity and use of healthcare system resources.

⁵⁵ *Physician Resource Planning*; Alberta Health. 2017-02-14.

⁵⁶ *Innovation in Healthcare*; Canada Health Infoway; 2017-08-28.

⁵⁷ *Connecting Patients with Providers – A Pan-Canadian Study on Remote Patient Monitoring*; Ernst & Young for Canada Health Infoway; 2014-06.

Infoway's RPM study found evidence of the benefits shown in Table 5.⁵⁸

Table 5 – Benefits of Remote Patient Monitoring

	Benefits
Quality	<ul style="list-style-type: none"> ▶ ↑ Patient satisfaction ▶ ↑ Patient compliance ▶ ↑ Quality of life ▶ Promote integrated care
Access	<ul style="list-style-type: none"> ▶ ↓ Caregiver burden ▶ ↑ Access to specialists ▶ ↑ Dissemination of health data
Productivity	<ul style="list-style-type: none"> ▶ ↓ ED visits/hospitalizations ▶ ↓ Per client health \$ ▶ ↓ Per client care time

The increasing adoption of the Internet of Things (IoT) technology is resulting in the convergence of mobile, social, and sensors. By integrating data collected from IoT sensors, wearables, and connected patient monitoring devices with applications such as EMR, clinical professionals can focus on leveraging that data to apply the most appropriate clinical protocols. Computer-based intelligence will also play an important role in turning data collected via IoT-enabled sensors into actionable information and insights for both patients and clinicians.⁵⁹

Recently Infoway selected TELUS Health to be the technical solution provider for PrescribeIT, a e-prescribing service. The multi-jurisdiction e-prescribing service will promote medication safety and greater convenience and efficiency for patients and providers. Infoway describes the benefits of e-prescribing in the following video:⁶⁰

<https://www.infoway-inforoute.ca/en/component/edocman/resources/toolkits/knowning-is-better-for-clinicians/videos/3093-the-benefits-of-e-prescribing?Itemid=101>

According to Canada Health Infoway, digital health technologies result in an estimated \$2.5 billion in annual benefits (2015 study) for Canada. Figure 12 shows momentum building in the adoption and use of these technologies. As well it breakouts out each technologies' contribution, with telehealth and telehomecare contributed an estimated \$407 million in 2015. Extrapolation of these telehealth and telehomecare data to estimate the annual benefits for 2017 resulted in \$681 million. Softer benefits include improved patient quality of care, outcomes, comfort, and safety; access to specialists, timeliness, and productivity.

⁵⁸ *Connecting Patients with Providers – A Pan-Canadian Study on Remote Patient Monitoring*; Ernst & Young for Canada Health Infoway; 2014-06.

⁵⁹ *Vendor Spotlight – Making Digital Transformation Real for Healthcare and Life Sciences Organizations*; IDC Health Insights; 2017-01

⁶⁰ *The Benefits of e-Prescribing*; Canada Health Infoway; 2017-08-28.

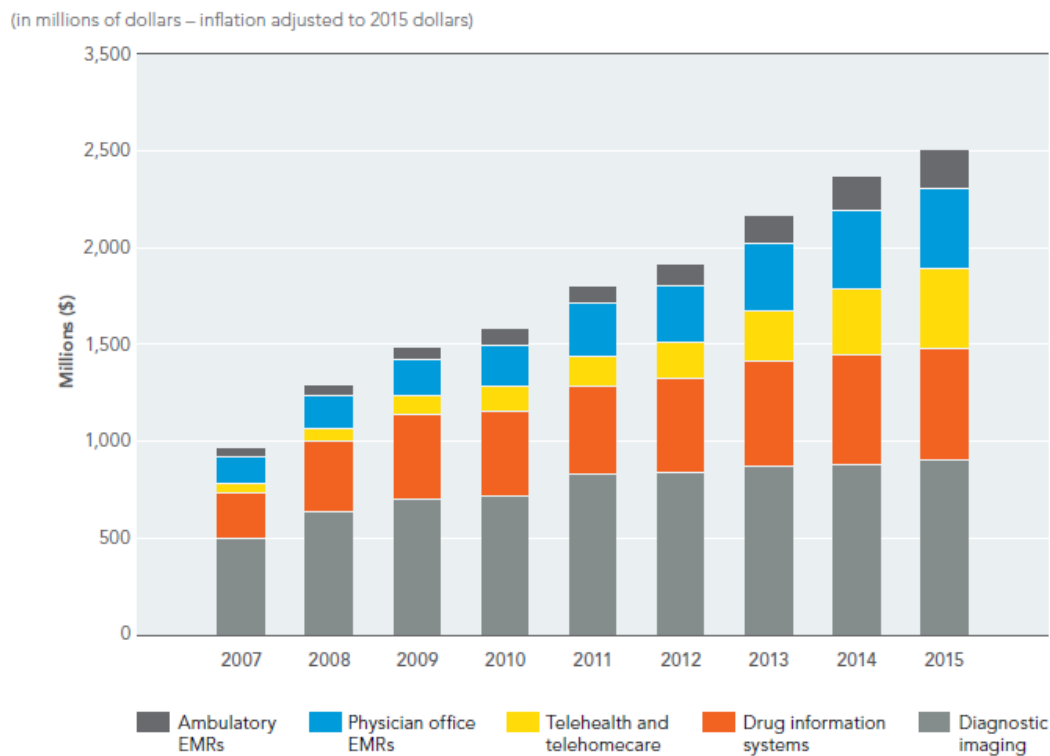


Figure 12 – Adoption and use of digital health technologies in Canada.

Quantifiable rural telehealth benefits include potentially generating local revenues for lab work and pharmacies as well as savings in travel cost, lost wages and hospital costs. These were the findings of the National Telephone Co-operatives Association (NTCA) – The Rural Broadband Association. National average estimates of annual cost savings were done on a per medical facility basis and after conversion to Canadian dollars are as follows:⁶¹

- Travel savings - \$7,654;
- Lost wages - \$4,593;
- Hospital cost savings - \$27,898;
- Increased lab work revenues - \$12,320 to \$53,386 per type of procedure; and
- Increased local pharmacy revenues - \$3,104 to \$8,352, depending on the specific drug prescribed.

4.4.6 Government Delivery of Public Services

Organizations around the world are riding the digital transformation wave to drive innovation. In addition to innovation, the government sector is also looking to digital transformation to improve operational effectiveness and efficiency, often leveraging SMACi technologies. Astute governments are integrating ICT in their operations across multiple domains and jurisdictions to generate sustainable public value.⁶² Figure 13 shows four key areas of focus for governments.

⁶¹ Estimates were converted to Canadian dollars using the Bank of Canada's average exchange rate for the month of March 2017.

⁶² *Imagining the Digital Future – How Digital Themes are Transforming Companies Across Industries*; Ernst & Young; 2015-02.

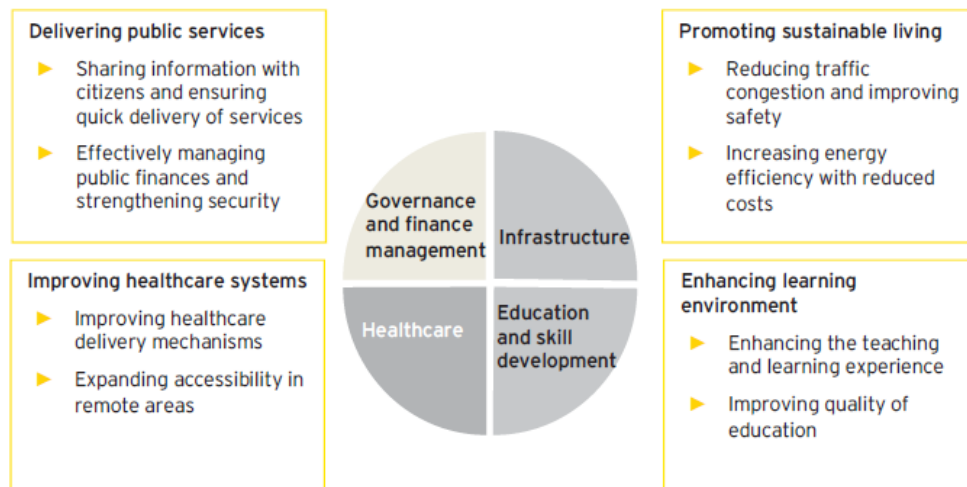


Figure 13 – Government sector – areas of digital transformation.

With advent of social media, citizens are now communicating and interacting differently than ever before with each other, the companies they do business with, and the service providers they rely on for healthcare, education, and other services. Public service delivery needs to accommodate these changes and embrace new channels and approaches. And this is why delivery is shifting away from specialized agencies and discrete services towards more streamlined, citizen-centric processes, as demonstrated in Figure 13.⁶²

5 Current State

5.1 Context

The current state establishes the present situation ('what is') – an inventory, as it relates to broadband – current service providers; assets that could potentially be leveraged to support enhancing broadband infrastructure; and current and planned civil infrastructure and works that can significantly reduce the cost of laying fibre conduit. Essentially, the starting point and premise of the *Northern Alberta Broadband Preparedness Project* is to build on what's already or soon to be in place.

Specifically, the current state data collection and analysis focuses on the following:

- Determining the population size and number of dwellings (and growth/decline rates) of each community and business counts by REDA and municipality. Estimating the percentages of aerial and buried utility (power) infrastructure by community. Identifying relevant economic, industrial, political, and social developments. Communities include all types of municipalities (urban, rural, and specialized) as well as First Nations and Métis Settlements.
- Identifying the current state of community plans and strategies – i.e., is broadband included in current municipal, First Nations, and Métis Settlements plans; what factors impact each community's capability to pursue broadband/fibre initiatives; what role could broadband play in addressing individual community's challenges; and where would each community like to be with respect to broadband in the near- and long-term? Where possible, local issues, barriers, and constraints relevant to potentially deploying fibre infrastructure are documented, and the level of broadband policy and planning support established by the entities are identified.
- Developing a clear picture of the broadband service providers and the service options that are available to communities on a community-by-community basis. Service providers can be classified as Wireless Internet Service Providers (WISPs)/fixed wireless, mobility/cellular, wireline ISPs and serve residential, business, and wholesale customers. Services can be provided using radio frequency, optical fibre, copper twisted pair, and coaxial cable.
- Creating an inventory of local and regional assets – community- or privately-owned. Communications towers, fibre networks, and utilities transmission/distribution lines can potentially be leveraged to support enhanced broadband and extend broadband infrastructure deeper into a community.
- Identifying planned public and private sector major projects within northern Alberta as well as planned community/local capital projects and civil works, which can provide an opportunity to incorporate fibre conduit during construction to save network deployment costs.

The methodology used to develop the current state is described in Appendix 13.2.

5.2 Regional Profile

As shown in Table 6, the Peace Region Economic Development Alliance (PREDA) region is made-up of several communities – the City of Grande Prairie, 13 towns, 7 villages, 11 counties or municipal districts (MDs), and 4 First Nations. A map of the PREDA region is shown in Figure 14. Please visit PREDA's website for more information <http://peacecountrycanada.com/>.

Of the communities within PREDA, TELUS Corporation (TELUS) has made long-term fibre investments in the City of Grande Prairie and the Town of Peace River. The Town of Fairview selected AxiaConnect (Axia) to construct a fibre optic network for their community. The network is to be completed in the fall 2017 timeframe. An Axia engagement process took place, beginning with community polling, in Grande Cache in November of 2016 – the 30% interest threshold from residents and businesses was not achieved.

Table 6 – PREDA Communities

City	Towns	Villages	Counties/MDs	First Nations
Grande Prairie*	Beaverlodge* Fairview Falher Fox Creek Grande Cache* Grimshaw Manning McLennan Peace River Sexsmith Spirit River Valleyview Wembley*	Berwyn Donnelly* Girouxville* Hines Creek Hythe Nampa Rycroft	Birch Hills Clear Hills Fairview Grande Prairie Greenview Northern Lights Northern Sunrise Peace 135 Saddle Hills Smoky River Spirit River	Duncan's* Horse Lake* Lubicon Lake* Sturgeon Lake Cree* Woodland Cree*

*Community resides within the northern Alberta study area and the NADC region but is not presently a member of a REDA.

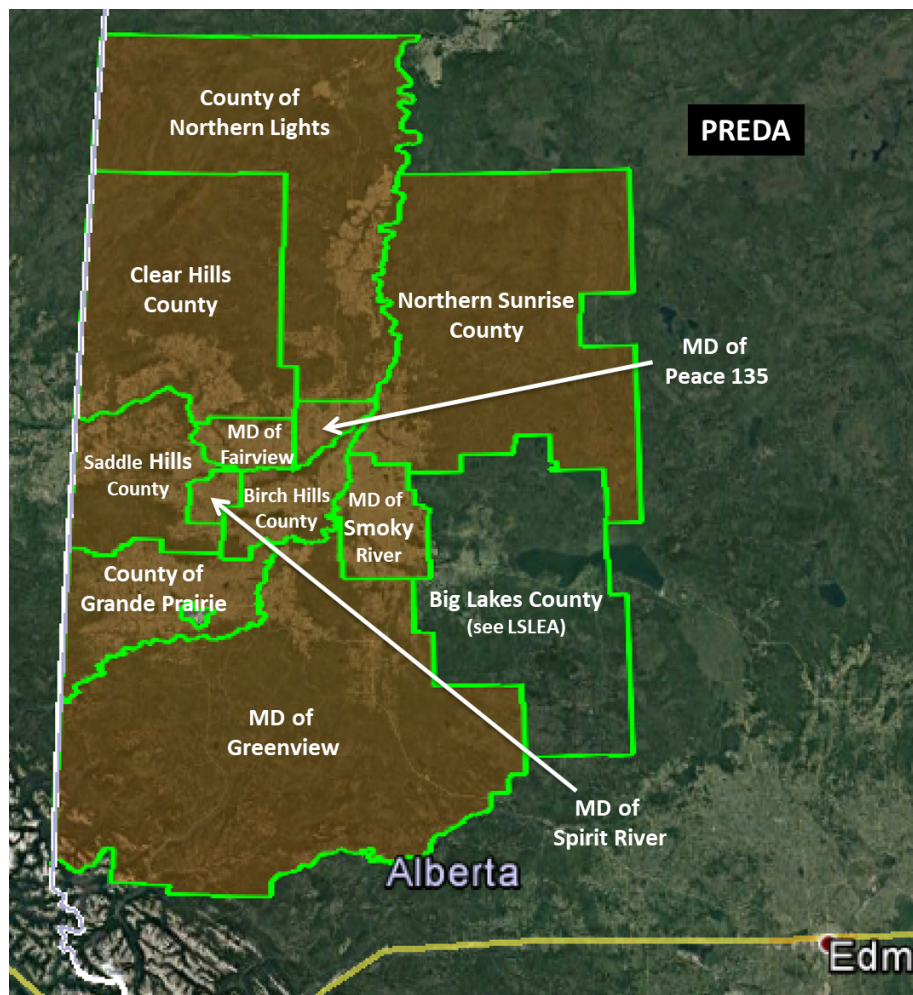


Figure 14 – PREDA region.

The region is home to approximately 147,000 residents.⁶³ Table 7 provides a breakdown by municipal (rural and urban), First Nation, and Métis Settlement as well as five-year population growth trends and compounded annual growth rates (CAGRs).

Table 7 – PREDA Population & Population Growth Trends

Municipality	Rural				Urban					First Nations (FN)/Métis Settlements				
	Popu- lation (2016)	CAGR (%) (2011-2016)	5-Year Trend		City/ Town/ Village	Popu- lation (2016)	CAGR (%) (2011-2016)	5-Year Trend		Reserve / Settlement	Popu- lation (2016)	CAGR (%) (2011-2016)	5-Year Trend	
			(&) & Direction					(&) & Direction					(&) & Direction	
Birch Hills, County	1,553	-0.4	-1.8	▼										
Clear Hills, County	3,023	1.5	7.9	▲	Hines Creek	346	-1.9	-8.9	▼					
Fairview, MD	1,604	-0.8	-4.1	▼	Fairview	2,998	-1.1	-5.2	▼					
Grande Prairie, County	22,303	2.5	13.1	▲	Beaverlodge	2,465	0.8	4.2	▲	Horse Lake	469	3.1	16.7	▲
					Grande Pr.	63,166	2.6	13.5	▲					
					Hythe	827	0.2	0.9	▲					
					Sexsmith	2,620	1.6	8.4	▲					
					Wembley	1,516	1.9	9.6	▲					
					Sub-total	70,594								
Greenview, MD	5,583	1.0	5.4	▲	Fox Creek	1,971	0.0	0.1	▲	Sturgeon Lake	1500	4.8	26.5	▲
					Grande C.	3,571	-3.7	-17.3	▼					
					Valleyview	1,863	1.1	5.8	▲					
					Sub-total	7,405								
Northern Lights, County	4,200	0.4	2.0	▲	Manning	1,183	0.3	1.6	▲					
Northern Sunrise, County	1,891	1.1	5.6	▲	Nampa	364	0.1	0.6	▲	Lubicon Lake	452	3.2	16.8	▲
					Peace River	6,842	0.3	1.7	▲	Woodland Cree	873	0.6	2.8	▲
					Sub-total	7,206				Sub Total - FN	1,325			
Peace, MD	1,747	3.9	20.8	▲	Berwyn	538	0.5	2.3	▲	Duncan's	150	-1.8	-8.5	▼
					Grimshaw	2,718	1.6	8.1	▲					
					Sub-total	3,256								
Saddle Hills, County	2,225	-0.6	-2.8	▼										
Smoky River, MD	2,023	-1.0	-4.8	▼	Donnelly	342	2.3	12.1	▲					
					Falher	1,047	-0.5	-2.6	▼					
					Girouxville	219	-3.8	-17.7	▼					
					McLennan	701	-2.8	-13.3	▼					
					Sub-total	2,309								
Spirit River, MD	700	-0.4	-1.8	▼	Spirit River	995	-0.6	-2.9	▼					
					Rycroft	612	-0.5	-2.5	▼					
					Sub-total	1,607								
Total	46,852					96,904				Total - FN	3,444			

CAGR – Compound Annual Growth Rate

Total Population = **147,200**

Source: Statistics Canada Census 2011 and 2016.

The County of Grande Prairie and City of Grande Prairie are the most populated municipalities in the PREDA region, with populations of 22,303 and 63,166, respectively. Both have grown significantly

⁶³ Calculations based on Statistics Canada's 2016 Census of Population.

(approximately 13% each) during the five-year period between 2011 and 2016; however, the population growth of the MD of Peace 135 has outpaced their growth (20.8%). The Town of Grande Cache's population has declined by approximately 17%, largely due to the closing of Grande Cache Coal, which may resume operations in 2017. Grande Cache has requested a viability review. Statistics Canada's 2016 Census of Population data indicate that the Sturgeon Lake First Nation has grown significantly over the five-year period. It should be noted that the villages of Berwyn and Rycroft are currently undergoing viability reviews. A Viability Team was formed in Berwyn in January 2017. In February 2017, the Heart of the Peace Economic Development Committee, formed between the MD of Fairview and the Town of Fairview, hired an Economic Development Officer.

There are 8,330 businesses (with employees) in the PREDA region. The top 10 industries in which they operate is shown in Table 8 and Figure 15. The industry classification system was the North American Industry Classification System (NAICS). The industry mix is diverse with approximately 16% of businesses with employees engaged in the construction industry. As observed in several of the other REDAs in northern Alberta, the second largest industry on a business count basis is other services (except public administration).⁶⁴ The three Top sectors makeup approximately 37% of businesses with employees in the region.

Hydraulic fracturing activity in the Montney and Duvernay plays in the Grande Prairie area is expected to continue to grow (fourth ranked industry sector). Ironstone Resources is developing the Clear Hills Project, an iron and vanadium extraction venture.

Oil and gas activity in Saddle Hills County has started to pick up, and there is still growth in gas plants. Pipeline activity, especially by TransCanada, is expected to draw a significant number of workers to the county. In anticipation of additional pressure on mobility services in the county, Saddle Hills and TELUS have entered into a cost-sharing (50/50) agreement to build new cellular towers in the county.

The 'Other Industries' segment (14.8%) shown in the Figure 15 chart includes industries that individually contribute between 3.9% and 0.3% to the category.⁶⁵ The region is spread over a vast geographic area comprised of boreal forest, lakes, and plains in the South.⁶⁶

5.3 Municipal and First Nations Broadband Interests

Communities within PREDA are at different stages in recognizing the importance of broadband services and connectivity to economic diversification, municipal sustainability, regional competitiveness, public service delivery, and quality of life.⁶⁷

After building over 300 communications towers over the past decade, the County of Grande Prairie is now focused on bringing greatly improved broadband speeds available to its residents and businesses – speeds that fibre-based infrastructure is capable of. Saddle Hills County has undertaken initiatives to

⁶⁴ Comprised of businesses primarily engaged in repairing and maintenance on motor vehicles, machinery, and other products; providing personal care, funeral, and laundry services; organizing and promoting religious activities; and supporting causes such as grant making and advocacy.

⁶⁵ Accommodation and food services; wholesale trade; manufacturing; finance and insurance; arts, entertainment and recreation; management of companies and enterprises; information and cultural industries; educational services; public administration; and utilities.

⁶⁶ PREDA; 2017-02-15.

⁶⁷ The five elements of broadband's importance were identified by the Calgary Regional Partnership. Economic Prosperity Steering Committee; *Request for Decision*; 2016-09-08.

address the lack of broadband services within their county by building a communications network (i.e., utility grade communications towers for ISP use).

Table 8 – PREDA Number of Businesses (with employees) by Industry

Industry	Businesses	Percent (%)
Construction	1,356	16.3
Other services (except public administration)	910	10.9
Professional, scientific and technical services	851	10.2
Mining, quarrying, and oil and gas extraction	817	9.8
Transportation and warehousing	765	9.2
Retail trade	653	7.8
Agriculture, forestry, fishing, and hunting	609	7.3
Healthcare and social assistance	387	4.6
Administrative and support, waste management and remediation	375	4.5
Real estate and rental and leasing	372	4.5

Source: Calculations based on dataset provided by Alberta Economic Development & Trade, Economic Information & Analytics, Feb. 13, 2017.

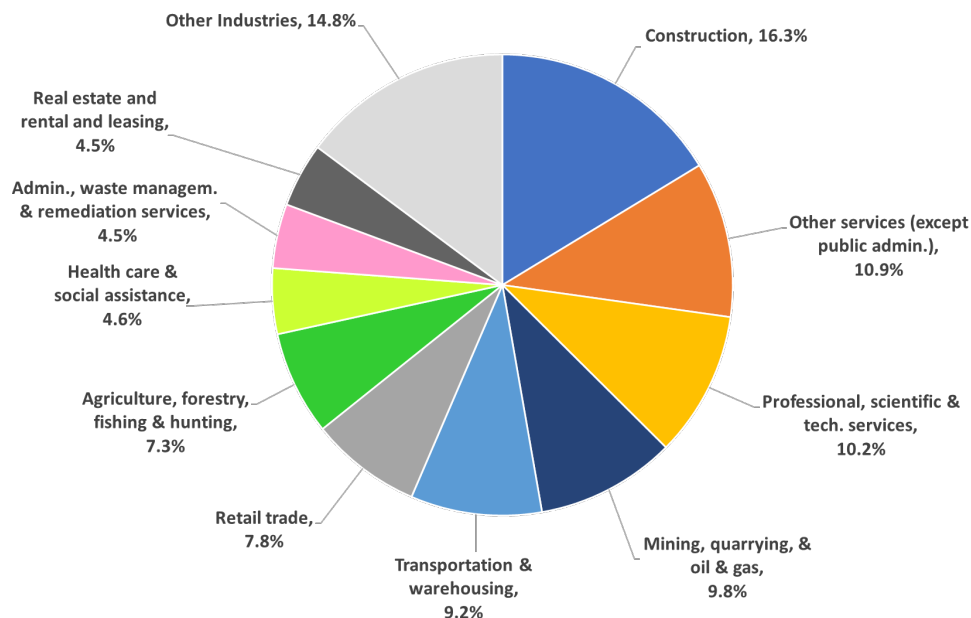


Figure 15 – Industry mix (based on business counts).

The councils of five municipalities (Birch Hills County, Saddle Hills County, MD of Spirit River, Town of Spirit River, and Village of Rycroft, also known as the G5) have been working together for a number of years on matters of regional needs and inter-municipal cooperation. Of the projects the G5 municipalities are working on, the most prominent one is the Central Peace Health Centre, which is under construction in Spirit River. The Centre was funded and constructed by the G5 to provide increased medical and dental services as well as certainty about the long-term availability of these services in the Central Peace area.

Plans for the building include fibre deployment and, potentially, a point-of-presence (POP). Forward-looking Rycroft is planning to install fibre conduit during its summer 2017 street curb and gutter project. It is proactively positioning for a future deployment of Fibre to the Premise (FTTP). Potentially, a community fibre project would see Rycroft and Spirit River leverage the construction of a new water pipeline between the two communities to bring fibre to both communities.

Valleyview is pursuing fibre optic infrastructure in their community. A fibre broadband plan will be part of the Town's next economic development plan.

Table 9 identifies the awareness and current state of municipal involvement and interest in broadband.

5.4 Current Service Providers, Services, and Infrastructure

5.4.1 Fixed Wireless-based

Current ISPs using fixed wireless technology in the PREDA region include the following. Appendix 13.3 provides the details of their service offerings (Internet only – no bundling unless otherwise stated) and geographic coverage. The coverage maps of the individual service providers are those that were available on their websites at the time of the writing of this report.

- AB North,
- Arrow Technology Group,
- Corridor Communications (CCI) (fixed wireless and wired Digital Subscriber Line (DSL)-based),
- Crossover Networks,
- First Broadband,
- GPNetworks (fixed wireless) and GPOptiX (fibre),
- I Want Wireless,
- Mighty Peace Wireless,
- NexxCom Technologies,
- Peace River Internet Service Society (PRiS),
- Slave Lake Communications,
- Whitecourt Communications,
- Wispernet.ca,
- XplorNet (fixed wireless and satellite-based), and
- Xtremewave Services.

Through its DSL partnership with TELUS, CCI offers wired service in the Village of Nampa. GPNetworks' sister company, GPOptiX, has begun rolling out an FTTP network in the City of Grande Prairie and surrounding area.

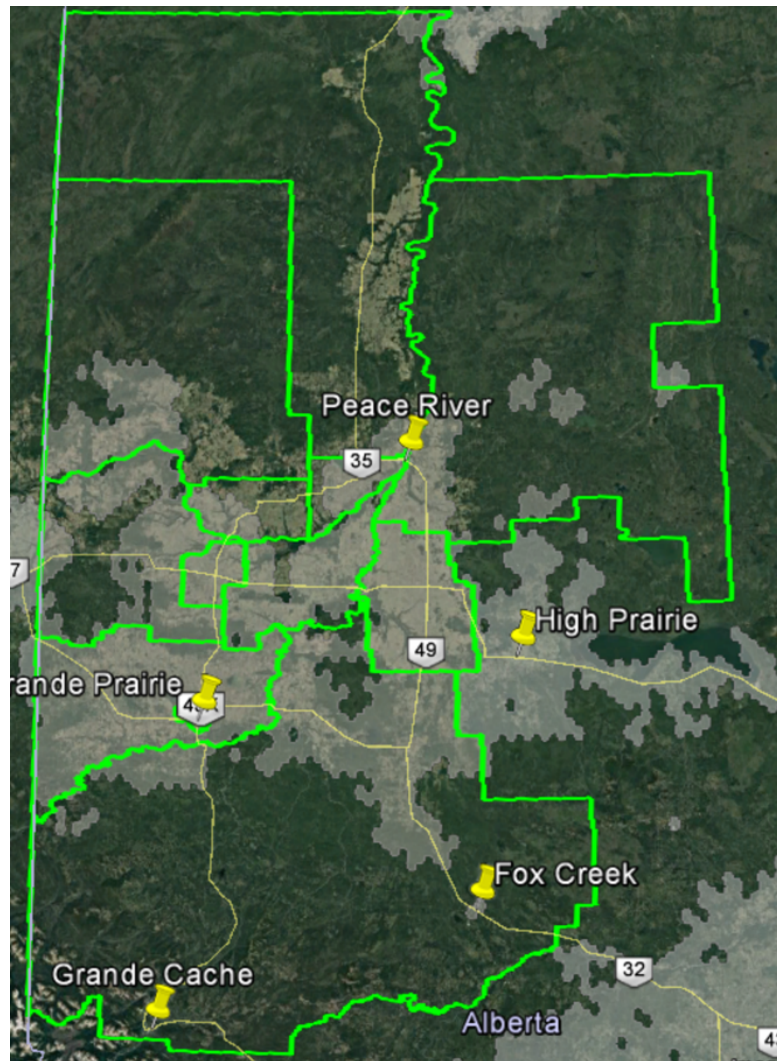
PRiS, a not-for-profit organization, was formed in 1994 to '*bridge the wireless divide*' that then existed in the Dawson Creek, British Columbia area. PRiS has placed wireless Internet equipment on three towers in the Saddle Hills Utility Communications Network (UTN) and plans to co-locate on the remaining six towers in the future. In June 2016, PRiS received funding from the Canadian Internet Registration Authority (CIRA) to equip three towers in Saddle Hills County.

Table 9 – PREDA Involvement & Interest in Broadband⁶⁸

Community	Enthusiastic	Interested 'Maybe'	Need Help Too Small	Too Expensive	Status Quo	Don't Know ⁶⁹	No Response ⁷⁰
City							
Grande Prairie					X		
Towns							
Beaverlodge							X
Fairview, (Axia)					X		
Falher			X	X			
Fox Creek							X
Grande Cache						X	
Grimshaw		X	X				
Manning							X
McLennan							X
Peace River (TELUS Fibre)					X		
Sexsmith			X				
Spirit River							X
Valleyview	X						
Wembley					X		
Villages							
Berwyn							X
Donnelly	X						
Girouxville	X						X
Hines Creek							X
Hythe	Broadband deployment should be left to the private sector						
Nampa							X
Rycroft	X						
Counties/MDs							
Birch Hills							X
Clear Hills					X		
Fairview				X			
Grande Prairie	X						
Greenview							X
Northern Lights				X			
Northern Sunrise		X	X	X			
Peace 135		X					
Saddle Hills	X						
Smoky River			X	X			
Spirit River							X
First Nations							
Duncan's							X
Horse Lake							X
Lubicon Lake							X
Sturgeon Lake Cree							X
Woodlands Cree							

According to the CRTC website⁷¹, minimal 5 Mb/s down (toward the end-client) by 1 Mb/s up (from the end-client to the network) service is available north to the Peace River area, in select areas west to

the B.C. border, and to the communities along Highway 2. There is no fixed wireless service in the Grande Cache area and coverage is very limited along Highway 40 to Grande Cache. A combined view of the fixed wireless coverage is shown in Figure 16 (light gray areas).



Source: <http://www.crtc.gc.ca/eng/internet/internetcanada.htm>

Figure 16 – Fixed wireless coverage.

⁶⁸ Communities were asked to rate their involvement and interest in broadband. Broadband was defined as follows: In telecommunications, broadband is a wide bandwidth data transmission with an ability to simultaneously transport multiple signals and traffic types - the medium can be twisted-pair copper wiring, optical fibre, coaxial cable, or radio. Broadband service is characterized as offering symmetric bandwidth between 50 Mb/s and 1 gigabit (Gb/s)/1,000 Mb/s and higher (really unlimited bit rates) (symmetric meaning the upload bit rate is as fast as the download bit rate).

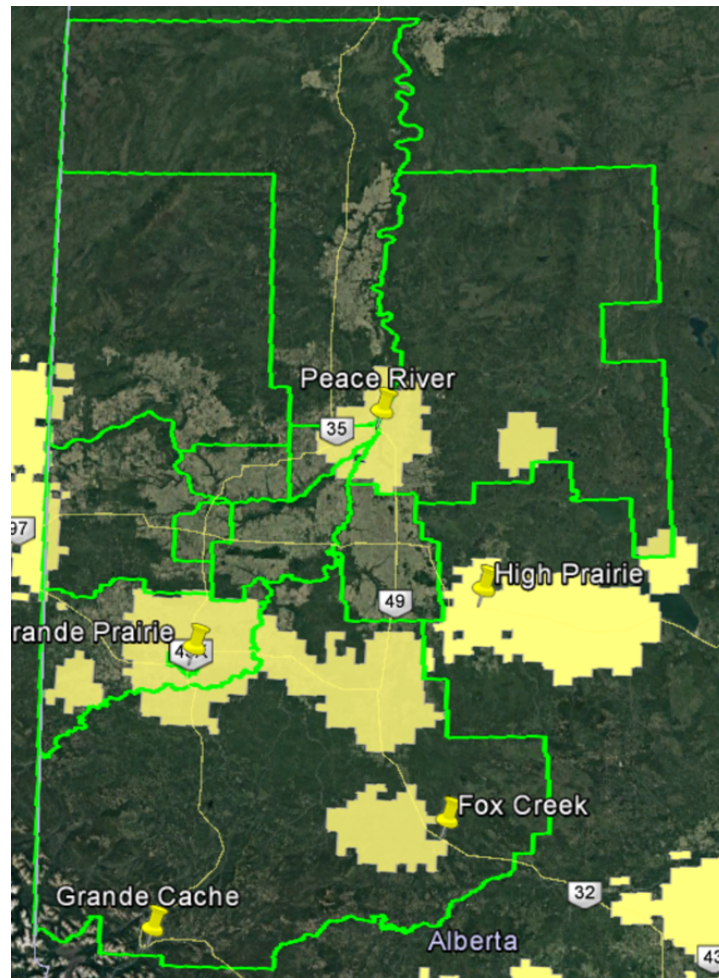
⁶⁹ Don't Know – the respondent was unable to rate their community's interest and involvement in broadband.

⁷⁰ No Response – the community did not respond to the inquiries regarding their community's interest and involvement in broadband.

⁷¹ <http://crtc.gc.ca/eng/internet/internetcanada.htm>

5.4.2 Mobility

Shown as yellow areas in Figure 17, mobility data services are available from TELUS/Bell and Rogers, however, the absence of coverage is noticeable in some areas, especially in the Grande Cache area (along Highway 40) and in the northern portion of PREDA. Appendix 13.4 provides the coverage maps for each of the providers of mobility services. As discussed earlier Bell, TELUS, and Rogers are now using cellular towers and SmartHubs to provide at-home Internet services.

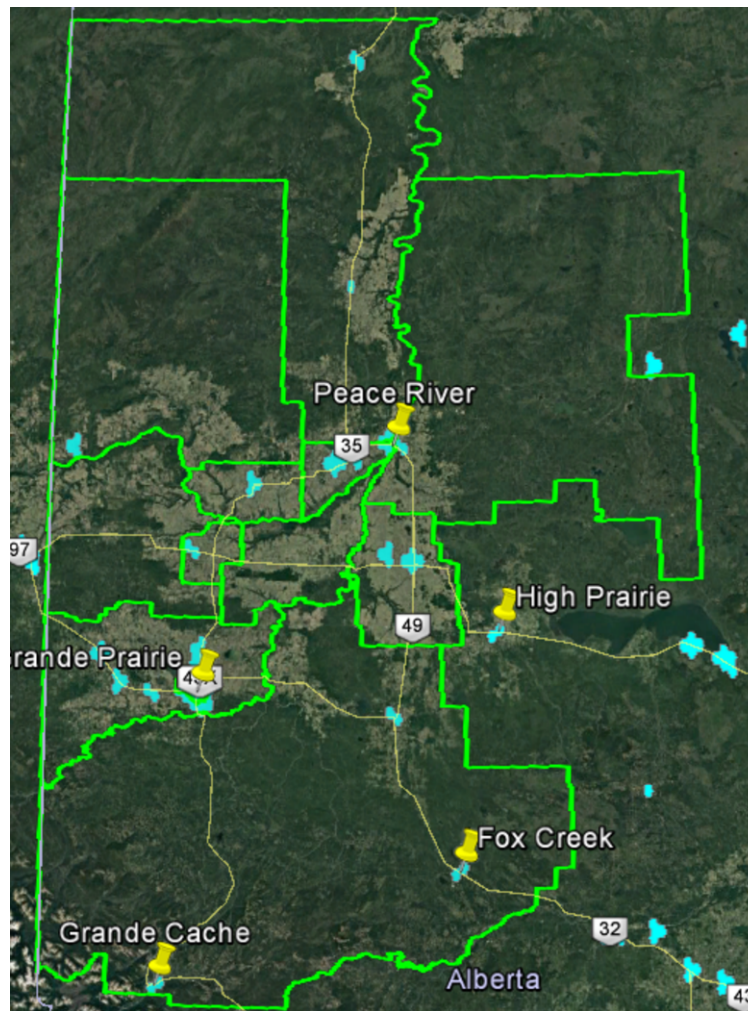


Source: <http://www.crtc.gc.ca/eng/internet/internetcanada.htm>

Figure 17 – Mobility data coverage.

5.4.3 Wireline-based – DSL

DSL refers to a group of last mile technologies that are used by wireline-based service providers such as TELUS in Alberta to provide broadband services over twisted-pair copper wiring. The local copper wire loop is a remnant from the days when (and how) the telephone company connected residential and business premises to the telephone company's network for the purposes of providing local and long distance telephone services (and dial-up Internet services). Since DSL's performance degrades with distance, the technology is only deployed in urban areas where access distances are less than about two miles. In Figure 18, areas served via DSL technologies are shown in blue.



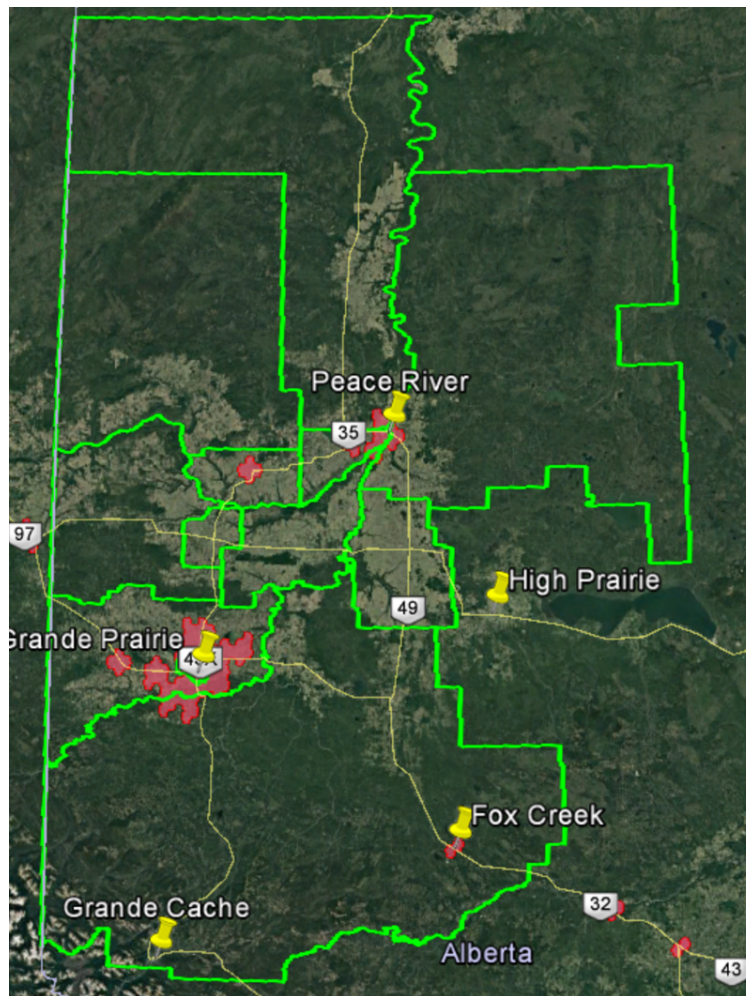
Source: <http://www.crtc.gc.ca/eng/internet/internetcanada.htm>

Figure 18 – DSL coverage.

5.4.4 Wireline-based – Coaxial Cable

Eastlink, originally a television broadcast company, uses coaxial cable and modern cable modem technology to provide broadband services in the PREDA region (red areas in Figure 19). The cable companies currently use the Data Over Cable Service Interface Specification (DOCSIS) 3.0 standard to achieve broadband speeds of 100 Mb/s or more over coaxial cable. According to the Cybera, *State of Alberta Infrastructure Report*, “The next-generation DOCSIS 3.1 standard is expected to revolutionize hybrid fibre-coaxial cable connections by providing up to 10Gb/s download and 1 Gb/s upload network throughput and significant improvements in latency.”⁷²

⁷² *State of Alberta Digital Infrastructure*.



Source: <http://www.crtc.gc.ca/eng/internet/internetcanada.htm>

Figure 19 – Coaxial cable coverage.

Maximum advertised wireline offerings are shown in Appendix 13.3. Since these are 'up to' bit rates, during high usage periods, actual bit rates will be less – Eastlink more so than TELUS due to the way the aggregation is implemented. In both cases, the offerings are highly asymmetric – upload and download bit rates differ significantly.

5.4.5 Internet Service Provider Wi-Fi

TELUS and Bell Big Lakes County services are available in the PREDA region. As shown in Table 10, TELUS has multiple sites in the City of Grande Prairie and Town of Peace River. Wi-Fi services are **not** available in Grande Cache. As well the City of Grande Prairie provides free public Big Lakes County at public facilities for Grande Prairie residents.

Table 10 – PREDA Wi-Fi Availability

City/Town	TELUS	Bell
Fairview	2	0
Grande Prairie	Multiple	7
Peace River	Multiple	2
Valleyview	0	1

5.4.6 Axia Fibre

Axia NetMedia provides retail services to corporate clients and, through AxiaConnect, provides fibre-based retail Internet services in a number of smaller communities. In exchange for access to a community's rights-of-way, Axia will consider investing in fibre-to-the-premise (FTTP) infrastructure in communities that can demonstrate that at least 30% of its residences and businesses are interested in purchasing Internet services from Axia once the 'closed-access' network is built. In January, 2017, Axia announced plans to deploy an FTTP network in Fairview. The build is scheduled to complete this fall.

5.5 Backhaul Availability

5.5.1 Alberta SuperNet

The extent of the SuperNet within the PREDA region is shown in Figure 20. The green lines represent the Bell-operated Base Area Network (BAN) portion while the blue lines represent the Axia-operated Extended Area Network (EAN) segments. A more general discussion about the SuperNet is presented in Appendix 13.5. As can be seen on map in Figure 20, an EAN segment serves the community of Grande Cache. This is the only middle mile service for the community, meaning the community does not have resiliency/redundancy, which is critical for emergency services.

5.5.2 Shaw Wholesale

Given the uncertainty associated with the next iteration of the SuperNet contract by June 30, 2018, municipalities, First Nations, and Métis Settlements requiring access to fibre transport for backhaul to Edmonton may want to approach Shaw Communications (Shaw), Bell, or TELUS.

5.5.3 TELUS Wholesale

Except under a non-disclosure agreement, TELUS does not provide maps of fibre assets.

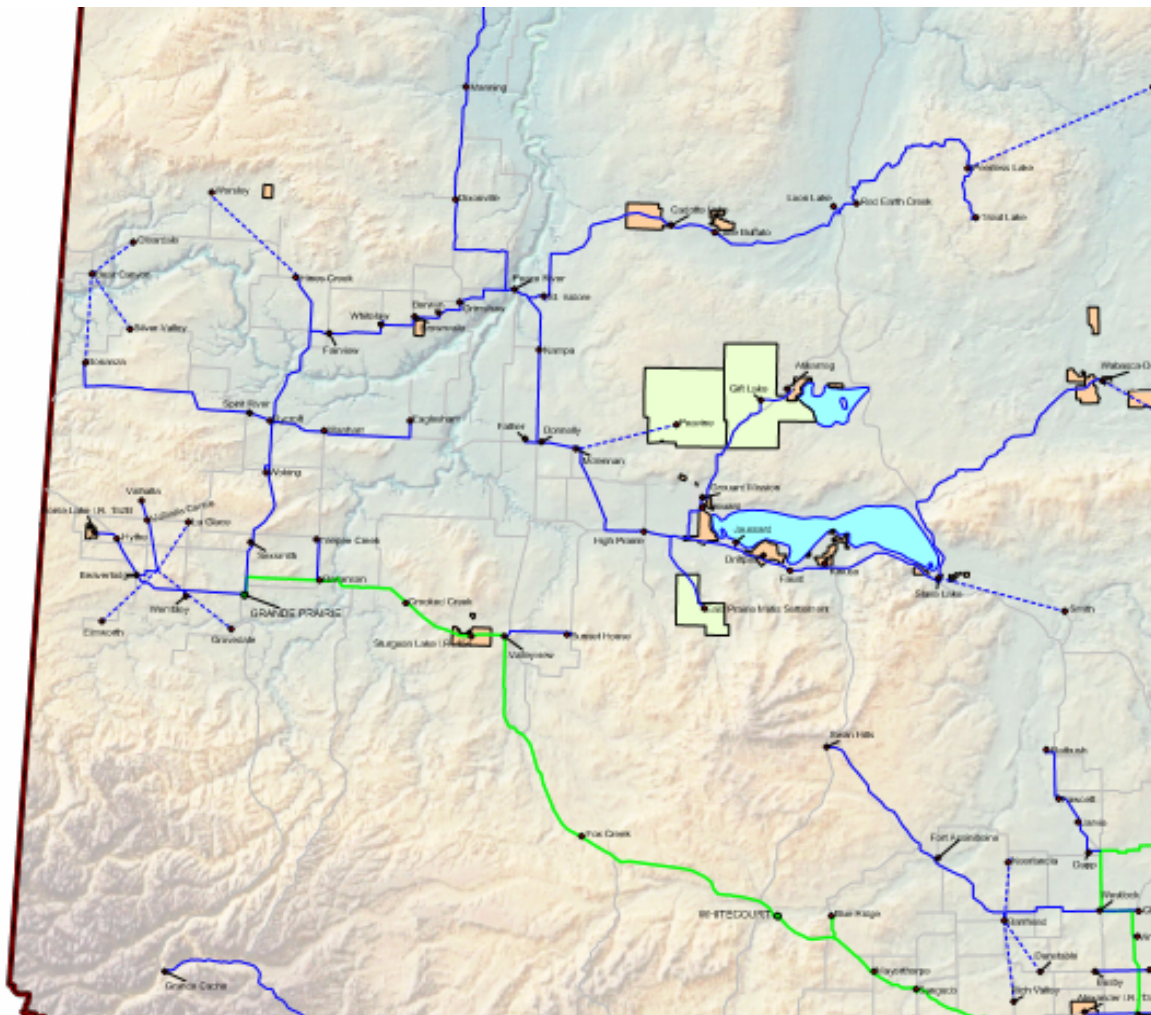


Figure 20 – SuperNet infrastructure.

5.6 Existing Infrastructure

5.6.1 Towers and Other Tall Structures

When planning a broadband build-out it is important to build on what is already in place. The key inquiry for the current state analysis is what assets does the community have that can be provided at little or no incremental cost that improve the economics of the broadband deployment and operations? Assets include existing towers, fibre and community networks, which the community might be using for communications or asset management. Existing and possible access to tall structures or buildings are also important to inventory for the potential placement of wireless equipment.

Clear Hills County, the MD of Peace 135, and Saddle Hills County received grant funding to expand high-speed Internet access to unserved areas and address gaps in coverage from Alberta Agriculture and Forestry's *Final Mile Rural Community Program* in the 2012/2013 timeframe. Over the past decade, the County of Grande Prairie built over 300 county-sponsored towers and partnered with GPNetworks and other local ISPs to provide Internet services to its residents and businesses. Table 11 shows existing MD- and county-owned tower infrastructure.

Table 11 – Existing MD- and County-owned Towers

	Towers	Details
Clear Hills	6	Unconfirmed
Grande Prairie	300+	Majority are 68'
Northern Sunrise	3	At water fill stations, 50'
Peace 135	4	3, 120' 1, 80'
Saddle Hills	9	7, 250' 2, 200' possibly 2 more to be built
Smoky River	1	60' shop tower

Other tall structures that could be leveraged include Northern Sunrise County - St. Isidore Fire Hall hose tower and the Nampa Seed Cleaning Plant (owned by Northern Sunrise), which has 60 foot legs. The County of Spirit River has three grain elevators.

5.6.2 Utility Infrastructure

The existing overhead and underground transmission and distribution lines of electric utility companies (ATCO Electric) and natural gas co-operatives (co-ops) present deployment options for community broadband builds - access to and installing fibre cables to travel along utility poles, in ducts and conduit, and along rights-of-way can significantly improve the economics of broadband service expansion projects and network deployments. Inquiries about the availability of communications spaces on utility providers' poles and where multi-party trench agreements exist will be made during the preliminary infrastructure design phase of a broadband network.

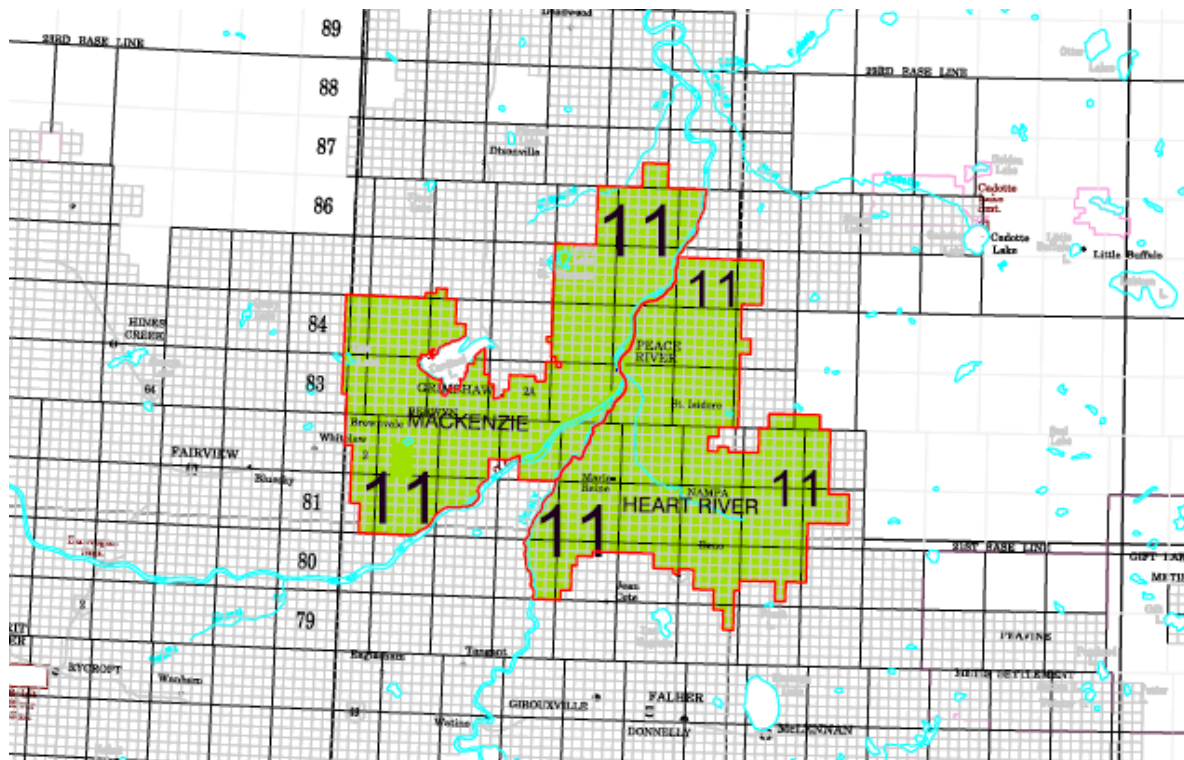
5.6.2.1 Rural Electrification Associations (REAs)

REAs are member-owned electric distribution systems that provide electricity service to farm members within a specific geographic boundary. Each REA has an elected board of directors that is responsible for the business operations of the REA. Construction, operations, and maintenance is done by ATCO Electric (through contracts with the REAs) for following REAs within the PREDA region: Figure 21 shows their coverage.

- Heart River REA Ltd. (Peace River)
- MacKenzie REA Ltd. (Grimshaw)

Appendix 13.6 shows ATCO Electric's and Fortis Alberta's respective service areas in northern Alberta. REA and distribution company systems are intertwined in the REA service area as shown in Figure 64, and they work together to ensure there is reliable service and no duplication of distribution lines and service.⁷³ In Alberta, most rural areas are radial networks. A radial distribution line may serve both distribution entity and REA customers and different parts of the same line maybe owned by one or the other party.

⁷³ AUC.



Source: Rural Electrification Associations Service Areas. Accessed Nov. 2016.

Figure 21 – REA service areas.

5.6.2.2 Gas Co-operatives – Zone 1

In the 1960s, non-profit gas co-ops were formed to supply natural gas to rural Alberta - franchise areas were designated. Several gas co-ops operate in the PREDA region as shown in Figure 22, namely:

- Birch Hills Gas Co-op Ltd (Wanham)
- Central Peace Natural Gas Co-op Ltd. (Spirit River)
- East Peace Gas Co-op Ltd. (Donnelly)
- East Smoky Gas Co-op Ltd. (Crooked Creek – near DeBolt)
- Horse Lake Indian Band (Hythe)
- North Peace Gas Co-op Ltd. (Fairview)
- Paddle Prairie Gas Co-op Ltd.
- Town of Manning
- Town of Valleyview

In 2010, the East Smoky Gas Co-op Ltd. received a grant of \$500,000 from the *Rural Connections: Community Broadband Infrastructure Pilot Program* to assist in the deployment of a wireless broadband network and allow for automated meter readings within the co-op's franchise area including the DeBolt, Little Smoky, and Fox Creek areas.

There are several rural water co-operatives operating in the PREDA area, as shown in Table 12.⁷⁴ Appendix 13.7 provides their approximate locations.

⁷⁴ Regula, Doris; *Market Opportunity Analysis*; Regula & Associates Consulting Ltd.; 2015-05-15.



Source: Federation of Alberta Gas Co-ops, <http://www.fedgas.com/Map>. Accessed Feb. 1, 2017.

Figure 22 – Gas co-operatives.

Table 12 – Water Co-operatives

Water Co-op	Vicinity/Service Area	Owner/Operator
5 co-ops: East Grimshaw, Griffin Creek, Shaftsbury, Weberville, West Grimshaw	Grimshaw	Members
East Peace River	Peace River (communities of Harmon Valley, St. Isadore, Three Creeks)	Northern Sunrise/NEW Water Ltd.
Fairview Rural Water Project	Fairview	Members
Little Burnt River	Fairview (North of Whitelaw)	Members
Northern Lights	MD of Northern Lights	MD
Smoky River	Smoky River	Members

5.6.3 First Nations Fibre Infrastructure

First Nations Technical Services Advisory Group (TSAG) is a non-profit organization established by the Chiefs of Alberta to provide technical support and training to First Nations in the Treaty 6, 7, and 8 regions. In 2008, TSAG partnered with Health Canada to develop the network components (fibre connections) at First Nations health centres to support First Nations' telemedicine. With Health Canada funding and TSAG project management, community fibre networks connections were made to the Alberta SuperNet points-of-presence on each or close to each First Nations in 2011. Upon completion, each First Nations became the owner of its local fibre network. As shown in Figure 23, First Nations' schools, health centres, band administration offices, and water treatment plants are now connected.

TSAG operates a state-of-the-art Network Operations Centre (NOC). The NOC's real time network monitoring ensures availability, network security/SPAM filtering, telehealth bridge management, and support, and applications (high-speed connectivity and remote water monitoring system for water treatment plants, OneHealth.ca, and FirstNationsTH.ca). Onehealth.ca is a national health portal that provides information and services to health care professionals working in First Nations communities. FirstNationsTH.ca – Telehealth provides education and travel-free patient and health care assessments via video-conferencing.

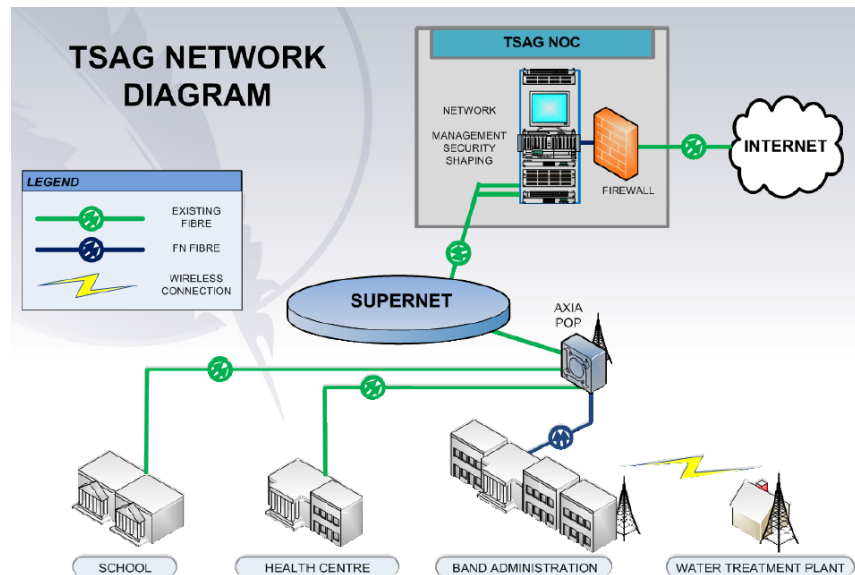


Figure 23 – TSAG network diagram.

5.7 Planned Infrastructure

5.7.1 Major Projects

The PREDA region has several private and public sector capital projects planned. Where possible these projects may be leveraged to reduce the costs associated with the deployment of broadband infrastructure. Figure 24 shows the capital projects in the within the County of Grande Prairie.⁷⁵ Besides the projects shown in this figure, other major projects in the PREDA region include a new regional hospital, new schools, a seniors' complex, highway and sewer upgrades, and the Canfor sawmill modernization in the City of Grande Prairie (map in Appendix 13.8).

5.7.2 Electric Transmission Development Plans

Industrial load in the PREDA region (within the Alberta Electric System Operator's (AESO's) Northwest Planning region) primarily comes from the forestry industry as well as oil and gas developments, including recent oilsands development in the Peace River area.⁷⁶ The Northwest Planning region, which is primarily served by a 240 kV network that moves power into the region from generation in the Wabamun area and from cogeneration in the northeast. Local load is supplied by a 144 kV network

⁷⁵ Alberta Major Projects, Economic Development and Trade; 2016-12; <http://majorprojects.alberta.ca/>.

⁷⁶ AESO.

from the 240 kV substations while a 69/72 kV network serves some of the load in the Swan Hills, High Prairie and Peace River areas, as seen in Figure 25.

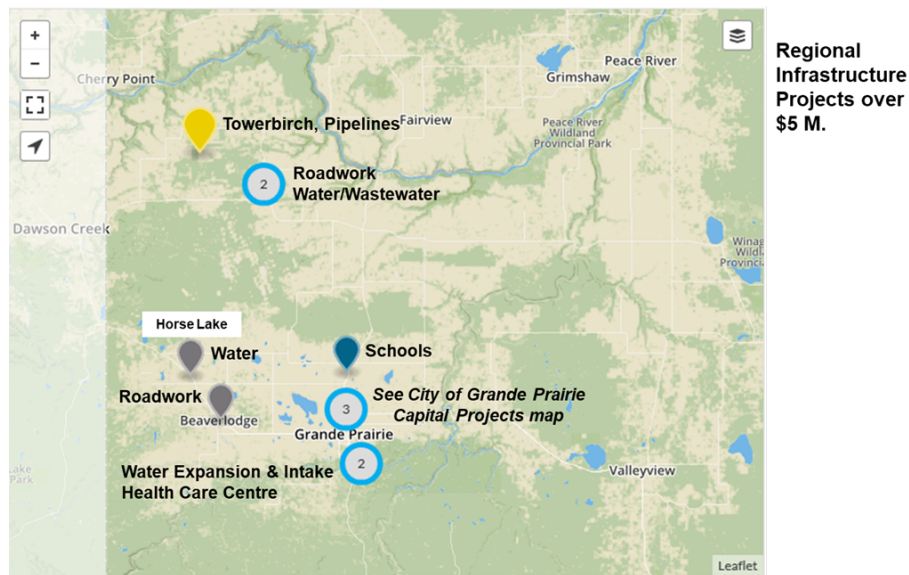


Figure 24 – Major projects – County of Grande Prairie.

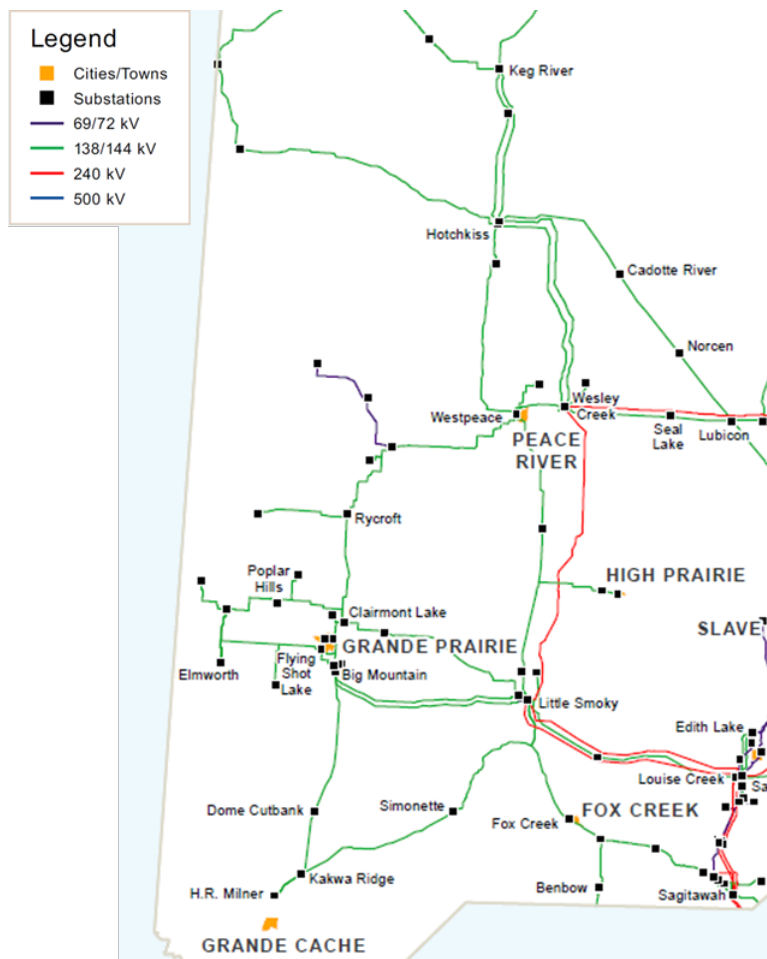


Figure 25 – Existing electricity transmission system.

With large generation development and oilsands load growth near Peace River, 240 kV and 138 kV enhancements will likely be required in the future. Continued strong load growth in and around the Grande Prairie and Fox Creek areas will require the development of a 240 kV supply to those areas. Load growth and the potential for major generation development in the Grande Cache area is expected to drive 240 kV and 138 kV enhancements in that area. Specific proposed transmission developments relevant to potential fibre deployment include the following, over three planning horizons: near-term (to 2020); medium term (to 2025); or long-term (to 2035) are shown in the Table 13.

Table 13 – Proposed Transmission Developments

Peace River – North	<ul style="list-style-type: none"> • New single-circuit 240 kV line Wesley Creek (east of Peace River) to Little Smoky (near Valleyview) (<i>near-term</i>) • Rebuild 144 kV line from Wesley Creek substation to West Peace River substation to a higher capacity (<i>near-term</i>) • New 144 kV lines east of Peace River: Cranberry Lake to Nipisi; Seal Lake to Norcen (<i>long-term</i>)
Swan Hills – High Prairie	<ul style="list-style-type: none"> • Rebuild 144 kV line from Louise Creek to Sarah Lake to a higher capacity (<i>long-term</i>)
Fox Creek - Valleyview	<ul style="list-style-type: none"> • New 240 kV lines from Little Smoky to Fox Creek (ATCO) (<i>near-term</i>) • New 240 kV lines from Fox Creek to Bickerdike near Edson (<i>near-term</i>) • Additional 240 kV circuit from Little Smoky to Fox Creek and onto Bickerdike (<i>long-term</i>)
Grande Prairie – Grande Cache	<ul style="list-style-type: none"> • New 240 kV line from Little Smoky to Big Mountain south of Grande Prairie (<i>near-term</i>) • New 144 kV line from Big Mountain to Poplar Hill northwest of Grande Prairie (<i>near-term</i>) • Second line 240 kV from Little Smoky to Big Mountain south of Grande Prairie (<i>medium-term</i>) • New 144 kV line from Big Mountain to Clairmont Lake or other suitable location near Clairmont Lake (<i>long-term</i>) • For forecast new generation development at existing H.R. Milner site in the Grande Cache area (<i>long-term</i>): • Single-circuit 240 kV line from H.R. Milner to Big Mountain and from H.R. Milner to Fox Creek • Local 144 kV loop from H.R. Milner by building a new 144 kV line to connect to new substation north of Dome Cutbank substation • 144 kV line from Fox Creek to Simonette

5.7.3 Municipal Capital and Civil Works Projects

Leveraging civil infrastructure projects can reduce broadband deployment costs by 75%. Given civil infrastructure costs typically account for 70% of buried deployment costs, this is significant. Capital projects that involve trenching or erecting towers or poles such as during the development of new subdivisions, road construction or the construction or rehabilitation of water or sewer lines are typical projects that can improve the economics of community broadband projects.

The County of Grande Prairie received approximately \$9.1 million from the *Alberta Municipal Water/Wastewater Partnership (AMWWP)* for the sewage discharge construction in the Hamlet of Clairmont. The Ridgevalley water treatment plant in the MD of Greenview will be upgraded, expanded, and a new supply well will be drilled with AMWWP funds (\$2.1 million). With the MD's additional funding the total is now \$4.2M (2016-17 Capital Budget).

Wembley received funding from the *Alberta Community Partnership (APC)* for the preliminary design and \$1.8 million from the *Water for Life Program* for detailed design work for Phase 1 of the West

Corridor Water Transmission Line. Phase 1 will link Beaverlodge and Hythe to the City of Grande Prairie's water supply system (total cost of project \$22.6 million).

The Federal *Small Communities Fund* (part of the New Building Canada Fund) for infrastructure projects, now includes a 'Connectivity and Broadband' category. 2016 approved non-broadband projects within the PREDA region include (figures shown are the Total Eligible Project Cost - Federal, Provincial, and Municipal).

- Beaverlodge – Water treatment plant upgrades \$5.5 million;
- Fox Creek – Water treatment plant upgrades, raw water wells, and raw water pipeline construction \$15.5 million;
- Grande Cache – Water treatment plant upgrade \$12.8 million;
- Town of Peace River – Sanitary upgrades \$11.5;
- County of Grande Prairie – Trunk sewer and Clairmont lagoon discharge piping \$26.3 million; and
- County of Northern Lights – Dixonville water distribution system rehabilitation \$1.5 million.

The County of Grande Prairie successfully applied to the Federal *Clean Water and Wastewater Fund* (CWWF) for the West Corridor Water Transmission Line, Phase 1 – Wembley \$9.1 million. Northern Sunrise County also received funding for its Nampa regional water line, Phase 3, Stage 2, from St. Isidore to Nampa. The amount received was \$3.5 million.

On February 22, 2017, the MD of Greenview, the County of Grande Prairie, and the City of Grande Prairie announced the Tri-Municipal Industrial Project, a large scale industrial development south of Grovedale. Using the Montney-Duvernay shale natural gas play, the project is expected to attract investors interested in processing. Table 14 shows this project as well as other capital and civil works projects that either the municipalities self-reported or were identified by another source.

Table 14 – Municipal Capital & Civil Works Projects

City	
Grande Prairie	68 Ave. twinning; downtown rehabilitation and streetscape upgrades; road rehabilitation and overlay program ⁷⁷
Towns	
Beaverlodge	Road network upgrades, Phase 1 water treatment plant upgrades ⁷⁸
Fairview	<ul style="list-style-type: none"> • Highway 732 (113 street) rehabilitation • 102 Avenue water, sewer, and road updating
Falher	Lift stations with SCADA at the hamlets of Guy and Jean Côté
Fox Creek	<ul style="list-style-type: none"> • Multiplex facility (partners: Fox Creek and MD of Greenview) • Water treatment plant – commencing development
Grande Cache	<ul style="list-style-type: none"> • New water treatment plant under construction • Road asphaltting (Spring 2017)
Grimshaw	Some water service replacement involving individual digs
Manning	Side walks, water main and sewer replacement ⁷⁹

⁷⁷ City of Grande Prairie; *City of Grande Prairie Long-term Capital Plan Comparison – 2016 – 2018*; 2016-05-18.

⁷⁸ Town of Beaverlodge; *Council Highlights*; 2017-05-08.

⁷⁹ Town of Manning. *2017 Capital Budget*.

McLennan	Road rehabilitation (Spring 2017)
Peace River	<ul style="list-style-type: none"> Asphalt rehabilitation of streets south of Heart River bridge, to include potential trenchless rehabilitation of water, sewer, and storm infrastructure. All streets will have existing sidewalks, curbs, and gutters reviewed for selective replacement. (project maybe phased over multiple years depending on budget availability)⁸⁰ Replacement sewer lines
Sexsmith	Nothing planned
Spirit River	Street improvements 2017: concrete curbs, sidewalks, asphalt paving, overlays and level course ⁸¹
Valleyview	Did not respond to project inquiry regarding civil and capital projects and no information was available on the town's website
Wembley	Did not respond to project inquiry regarding civil and capital projects and no information was available on the town's website
Villages	
Berwyn	<ul style="list-style-type: none"> Sewer main repairs Road surfacing
Donnelly	Nothing planned
Girouxville	Nothing planned
Hines Creek	Upgrade to water meters and repairs to arena
Hythe	Seniors housing facility (complete by March 2018)
Nampa	Did not respond to project inquiries and no information was available on the town's website
Rycroft	Paving, curb, and gutter project (summer 2017)
Counties/MDs	
Birch Hills	Refurbish water and sewer infrastructure
Clear Hills	Nothing planned
Fairview	<ul style="list-style-type: none"> Possible new water transmission line from Whitelaw to Bluesky (late 2017 – 2018) Road work: Realignment of road 812; paving a portion of road 820 Bridge replacement Asphalt overlay Bluesky (2017)
Grande Prairie	<ul style="list-style-type: none"> Clairmont Heights, parkway to downtown core (spring 2017) Water and lift station West Corridor Regional water transmission line (connecting through County and into Town of Wembley) Regional Community Cultural Centre to be built by the Bezanson Agricultural Society⁸²
Greenview	<ul style="list-style-type: none"> Grovedale – water treatment plant Ridgevalley – Iosegun Lake road paving and water treatment plant upgrade Potential Valleyview rural water line, west to Sturgeon Lake Cree Nation boundary Tri-Municipal large scale industrial development south of Grovedale (partnership among the MD of Greenview, the County of Grande Prairie, and the City of Grande Prairie)

⁸⁰ Town of Peace River; *Request for Proposals AB-2017-02006, Neighbourhood Infrastructure Renewal Project – 2018, Schedule E*; 2017-03-25.

⁸¹ Town of Spirit River; *Street Improvements – 2017*; Canada's Business Network; 2017-07.

⁸² County of Grande Prairie; *Council Highlights*; 2017-06-26.

Northern Lights	<ul style="list-style-type: none"> • Rural water line (2017) likely to be bored not trenched • Rebuilding of roads
Northern Sunrise	Water line between St. Isidore and Nampa (tentative)
Peace 135	Nothing planned for 2017 or 2018
Saddle Hills	<ul style="list-style-type: none"> • Construction of 2 communications tower (tentative – spring 2018) • Development of 55 residential lots in the Hamlet of Woking⁸³
Smoky River	<ul style="list-style-type: none"> • Lift station with SCADA • Road construction and bridge repairs (tentative)
Spirit River	Road reconstruction

⁸³ Saddle Hills County; *Request for Proposals Saddle Hills County Municipal Development Plan and Land Use Bylaw, Schedule*; 2017-03-01.

6 Desired State

6.1 Context

The desired state establishes each communities' broadband vision, specifically within the next decade with each community breaking down their progress (within 3-, 5-, and 10-years) to realizing their vision.

Specifically, the desired state data collection and analysis focuses on the following:

- The most significant issues and challenges facing each community over the next five years and whether broadband can play a role in addressing these issues and challenges.
- Whether broadband is on each community Council's agenda.
- The factors that directly impact each community's capability to pursue a broadband/fibre initiative.
- Communities' short- and long-term broadband visions.
- Identifying communities, cluster of communities, or regions wishing to move forward with their broadband plans in the near-term (within three years).

The desired state informs the gap analysis and provides direction to the strategic options phase of the project, Phase 3. There are several options to close the gap between a community's current state and desired state. Although not exhaustive, the following is a list of options:

- Incorporating fibre network requirements during local and regional planning.
- Seek additional investment from the incumbent services providers in the urban centres.
- Support WISPs in rural areas.
- Subsidize private providers.
- Establish a community or regional broadband network (various models of ownership, governance, operation, and service provision, including laying fibre as basic infrastructure but leases the network to a private party to provide the electronics, marketing, and retail services).

The views expressed by those that participated in the community sessions and contributed during the research phase may not be inclusive of the entire community; however, this report is based on the knowledge gained and the information received as well as the author's ability to synthesize and summarise the same at the time of writing. More detail about how the desired state was developed can be found in **13.2**.

6.2 Key Observations and Conclusions During Research and Analysis

This project has promoted conversations, questions, and general thinking about community broadband networks and their roles in urban and rural communities' futures. Broadband is recognized as a topic for today's conversations and discussions. Communities are asking questions such as the following:

- Do residents and businesses in my community want or need enhanced broadband?
- What will the network cost? Who will pay for it and who will own it?
- Will the network build be done in collaboration with the incumbents/ISPs?
- What happens to current ISPs?
- Will a current memorandum of understanding (MOU) with an incumbent provider or similar agreement with a prospective provider restrict a community's options in the future?
- How will the changes coming to the Alberta SuperNet operations contract affect us?
- Why isn't the provincial government providing incentives for communities to work together?
- How do you predict where technology is going to take us in the future?

6.2.1 Segmentation

During this project, it became increasingly evident that northern Alberta communities' interest in community-based broadband network concepts and models can be segmented based on population size. Larger urban centres (with populations greater than 5,000) comprise the first segment, largely '*selected*' already by the larger incumbent wireline-based ISPs. These communities generally do not see the benefits of a community-fibre initiative for themselves and prefer to leave the evolution of enhanced broadband services to the local incumbents.

Urban centres, with populations between approximately 1,000 and 5,000 people, represent the second segment. This segment is typically looking for solutions and expresses interest in working on regional solutions. The thought of doing their own community network build is too challenging and they have the perception that it would be too expensive. Furthermore, they do not believe they have the funding power, skills, or capacity needed for a community fibre initiative. AxiaConnect offers a compelling solution - seen as presenting a solution that requires the least cost and community involvement (learning, skills, capacity) in the short-term – often the longer-term implications (e.g., monopoly control of critical civic infrastructure) have not necessarily been envisioned at the time of the community's decision.

The third segment, and the segment with the most to gain from a community-led broadband effort, are towns and villages with populations less than approximately 1,000 people, counties, MDs, First Nations, and Métis Settlements. Today, they receive the poorest quality Internet services (if they receive service at all) and pay the most for these services. Their options are limited. Larger incumbent service providers do not have the financial incentive to serve this segment because its potential subscriber base is too small and too spreadout geographically (i.e., low population density). The concerns of this segment are attaining coverage for all residents and businesses; improved bandwidth/capacity; and securing access to affordable and reliable service.

6.2.2 Issues and Challenges

Typical issues and challenges identified by municipalities include the following:

- From an economic development perspective – the ability to attract and retain residents, businesses, and industry.
- From rural communities' perspective – the lack of access to reliable high-speed Internet restricts business opportunities and, in turn, negatively impacts the community's overall quality of life.
- Internet bandwidth and speeds and lack of connectivity to high-speed infrastructure (fibre) as well as limited availability and interest of broadband service providers.
- Retention of young people and entrepreneurs.
- Other critical infrastructure such as water, wastewater, and roads are aging and in need of repair, upgrading, or replacement.
- Maintaining current taxation levels.
- Addressing the requirements of the modernized MGA.
- Financial.
- Learners having sufficient bandwidth to do homework at home and the ability to access distant learning.
- Social (high unemployment rate and the ability to access employment opportunities online, youth leaving, and addiction).
- Loss of industry leads to the loss of the community's assessment/tax base, which is needed to fund critical infrastructure projects. As infrastructure declines, residents move away and the subsequent population decline translates into reduced core municipal grant funding (e.g., Municipal Sustainability Initiative (MSI)). If this vicious circle, as depicted in Figure 26, gains momentum it can spell the decline of a community.

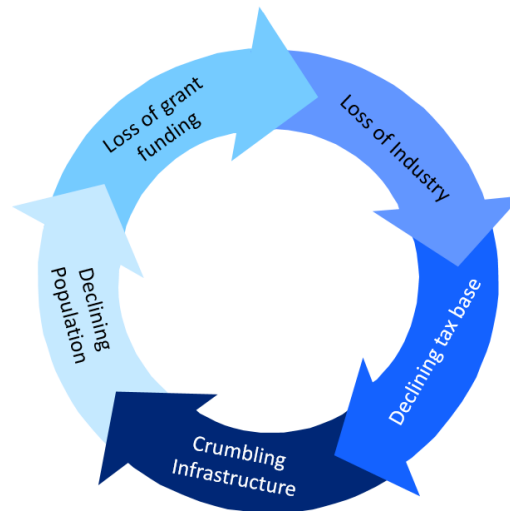


Figure 26 – Lack of high-speed broadband connectivity causes many issues.

In addition to several of the above challenges, some people living on First Nations reserves and Métis Settlements have the following challenges:

- Access to critical infrastructure and essential services such as roads, safe drinking water, and wastewater and waste disposal.
- Access to economic and business opportunities.
- Housing and living conditions.
- Financial stability.
- Bridging the socio-economic gap – lower labour market participation and employment rates.
- Lack of First Nations' capacity (i.e., people and skill sets).
- Access to educational opportunities and digital literacy (youth). *"It's a well understood cycle. A good education leads to greater financial stability, which leads to increased opportunities for the next generation."*⁸⁴
- Maintenance and subject expertise and knowledge.

There is a need and the demand for improved and enhanced broadband services in northern Alberta communities; however, the key factor holding the majority of communities back from pursuing community-based broadband infrastructure is cost.

6.3 Broadband Visions – the Next 10 Years

Over the next 10 years, participation in the knowledge economy will become mandatory. To participate, fibre will be required either to directly connect to homes and business or to interconnect high bandwidth wireless access systems. During this period, current telecommunications infrastructure will largely be replaced with fibre, whether constructed on a private, public/private partnership, or on a public fibre utility basis and whether it is done with or without PREDA involvement. PREDA's municipalities and the region therefore have the option to be involved, shape their future, and ride the wave – or be drowned by it. Either way, the existing copper and coaxial cable infrastructure is about to be replaced and, depending on how that takes place, broader public benefits may be widely achieved or more limited as a

⁸⁴ Kronyk, Rhonda; *Indigenous on Campus*; New Trails; Spring 2017.

result. While progress is exponential, infrastructure deployment is not. To stay ahead of the curve (Figure 27), the decision time is now.



Figure 27 – Okay, Future ... I'm Ready.

The range of interest in broadband varies considerably throughout the region, but even the most enthusiastic of the municipalities are still in the early stages of deciding which options to pursue and how. While a formal '*Desired State*' has not yet been agreed to in any of the municipalities, what follows is based on the assumption that, over the next five years, the majority may choose to facilitate the deployment of infrastructure to support a fully scalable broadband network ubiquitously available throughout their municipality and, if possible, the region as a whole. This would typically include a combination of an underlying fibre infrastructure with upgraded wireless services where fibre is not yet practical. Market-wise, the infrastructure would be available on an open-access basis to all service providers interested in serving municipal and regional businesses and residents. Whereas the municipalities do not wish to interfere with private enterprise in the services marketplace, they will entertain options relative to facilitating the underlying lit open-access fibre utility infrastructure.

Along a continuum of interest, county and community level interest in broadband within the Peace Region Economic Development Alliance (PREDA) can best be described as '*visionary*' to '*status quo*'. The County of Grande Prairie's vision, a decade ago, led to more than 300 county-sponsored fixed wireless towers being built in the county and through their partnership with GPNetworks, fibre is being deployed to subdivisions, towns, and villages. The County of Grande Prairie is poised to begin its next wave of enhancement to broadband services within their county. Its vision is to have greatly improved broadband speed available to its residents and businesses – speeds that fibre-based infrastructure is capable of. Also, creating an environment that fosters competition (and increases redundancy, meaning having one or more backup systems available in case of a main system failure) is important to the county.

Big Lakes County and its partner communities recently took the initiative to obtain Alberta Community Partnership (ACP) funding for a detailed broadband study for the County, inclusive of the municipalities, First Nations, and Métis settlements within its boundaries. The study – *Inter-municipal Broadband Discovery Project* – will leverage the results of this work and then develop more detailed financials to evaluate the options of most interest to the County.

As will be seen, the business case for an inclusive, open-access utility network focused on providing both fibre-to-the-premise (FTTP) networks in each of these communities as well as an inter-community connecting network within Big Lakes County, goes cashflow positive after seven years. Given their average premise density of only 0.2 premises/km², the results are encouraging. Going forward, the model could be expanded to encompass options for other MDs and Counties in the region.

The Town of Valleyview completed Business Case for Broadband in July. Though they are a small community of some 1,000 premises, innovative approaches to both operations and financing have provided them with a positive business case. Valleyview is now moving on to the development of a business/implementation plan.

The councils of the five municipalities of Birch Hills County, Saddle Hills County, MD of Spirit River, Town of Spirit River, and Village of Rycroft are known as the G5 Municipalities. This group works together on matters of regional needs and inter-municipal cooperation, including broadband. Saddle Hills Utility Communications Network and the Peace River Internet Society (PRiS) provide fixed wireless-based Internet services in Saddle Hills County. Rycroft is planning to lay fibre conduit in conjunction with their upcoming curb and gutter project (summer 2017). Potentially, a community fibre project would see Rycroft and the Town of Spirit River leverage the construction of a new water pipeline between the two communities to bring fibre to both communities.

Saddle Hills County has undertaken the building of communications towers for the purposes of ISP co-location and, ultimately, the improvement of the quality of life for its residents and the success of its businesses. The construction of more towers is planned as they work toward their vision of having the county fully served. The county's view is long-term, and it is positioning for today's investments to still be beneficial in 10 to 20 years.

The MD of Smoky River as well as the towns of Falher and McLennan and the villages of Donnelly and Girouxville are poised to initiate a broadband plan.

Figure 28 show the communities within PREDA that have near-term broadband plans. More information is provided in the Appendix 13.9 about each community's issues and challenges; whether fibre/broadband is on their Council's agenda; the factors impacting their community's capability to pursue a fibre/broadband initiative; and their multi-year visions.

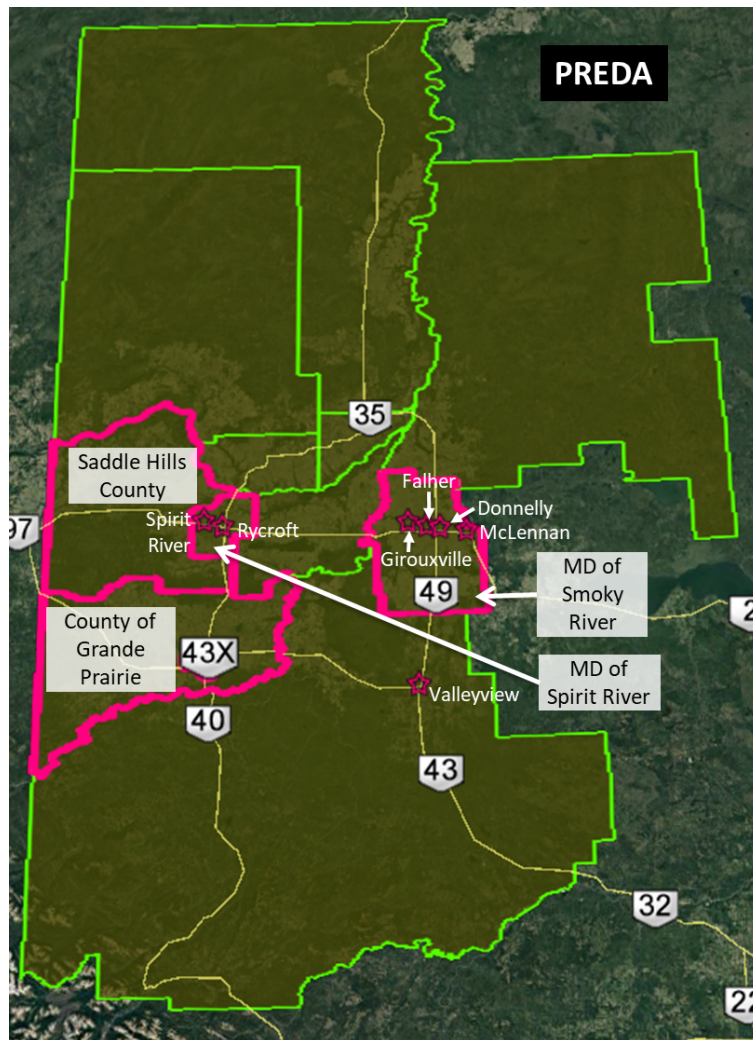


Figure 28 – Communities with near-term broadband plans.

7 Areas of Opportunity

7.1 Overview

The PREDA region and its constituents have many options available to facilitate enhanced, more inclusive, and more affordable broadband infrastructure within its environs. Indeed, the options range from simply accelerating any currently planned broadband initiatives, to negotiating with the incumbents and potentially subsidizing private operators, to do-it-yourself (DIY) initiatives as exemplified by O-Net in Olds and Q-Net in Coquitlam.

In considering the options outlined below, note that in the broadband infrastructure game, a land-grab of sorts is currently underway and time is of the essence. The longer it takes communities to debate their options and assemble the required resources, the more time the traditional telecom and cable service providers have to replace aging infrastructure in their most profitable markets – the cities and towns – with fibre, which then removes valuable cashflow from more inclusive community-wide plays. To move forward quickly, PREDA will likely need to take an active role with those communities most interested in moving ahead. As momentum develops and the issues are resolved, other communities could come onboard.

To be most effective, collaboration will also need to include both distribution and access networks within municipalities as well as the backhaul networks that link the communities together – an issue that will blur the more traditional PREDA modus operandi in which their role is solely focused on coordination between communities and not on what each community elects to do itself.

7.2 Status Quo

For reasons ranging from a lack of resources, more important priorities, a belief that municipalities should not be in the infrastructure game, to satisfaction with current service levels, communities may elect to leave broadband to the existing players and not get involved. While this approach may work well for those in the more populated areas, experience to date suggests that those in the more rural areas could be waiting a long time.

Given the CRTC's recent framework decision, money to support infrastructure upgrades in the most rural areas will become available over the next fifteen years.⁸⁵ Indeed, the objective is to enable ubiquitous 50 by 10 Mb/s services by 2031. Proposed funding levels in support of this program are insufficient and affordability criteria have yet to be established.

7.3 Incremental

Should the PREDA or its constituents not have the support to '*jump in with both feet*', but position for a possible broadband play later, interim straightforward and inexpensive approaches include:

- Broadband Facilities Master Plan:
 - Carry out high-level boundary connections assessment to potential future back-haul locations;
 - Carry out high-Level Feeder Network assessment for development, re-development, and capital project inclusion of conduit/fibre/tower locations and/or ROW protection and agreements; and
 - Use as informed decision support when working with service providers, development community, and/or regional partners.
- Municipal Planning:

⁸⁵ <http://www.crtc.gc.ca/eng/internet/internet.htm>.

- Work with PREDA and your neighbours to leverage staff capacity and resources;
- Develop a Broadband Services Strategic plan specific to your community;
- Embed fibre network requirements in internal IT planning processes; and
- Accelerate currently planned IT infrastructure deployment.
- Leverage Planned Civil Works:
 - Develop a policy for including installation of fibre conduit as part of applicable and appropriate town and county linear infrastructure projects, such as road (re)construction and water / wastewater projects.
- Position for the future
 - Require that the inclusion of fibre conduit be a mandatory requirement in all applications for new residential and businesses development permits; and
 - Adopt an inside wiring standard with Cat-5 wiring as the minimum standard.

As the civil construction accounts for some 70% of the cost of buried infrastructure deployment, leveraging civil works can reduce the deployment costs significantly. The only catch is that an overall plan is required upfront, thus the baseline need for a Broadband Facilities Master Plan, particularly if the work is to take place over a number of years – fibre ducting must be appropriately sized, have breakout points in suitable locations, and mesh with other components deployed.

7.4 Negotiate with Current Providers

7.4.1 Work with the Carriers and Seek their Investment

Over the past few years, both TELUS and Axia have been interested in and indeed installing fibre-to-the-premise (FTTP) networks in communities throughout Alberta. As shown in the adjacent summary slide of TELUS deployments, since 2014 and at a cost of \$430M, TELUS' fibre has been deployed to 107,000 Alberta premises.⁸⁶ In addition to those in the table, TELUS has laid fibre in Cold Lake, Grande Prairie, Slave Lake, and Fort McMurray. TELUS plans to spend another \$1.2 billion by year-end 2019.

Community	Premises
Blackfalds	3.1k
Bonnyville	1.3k
Calgary	33.3k
Coaldale	2.8k
Didsbury	1.7k
Drumheller	2.9k
Edmonton	17.5k
Edson	3.4k
Hinton	5.0k
Innisfail	3.2k

Community	Premises
Peace River	3.3k
Ponoka	0.9k
St. Paul	2.7k
Stettler	2.6k
Taber	3.6k
Vegreville	3.1k
Wainwright	3.3k
Westlock	2.0k
Wetaskiwin	5.3k
Misc Communities	13k

TELUS fibre in the selected communities is deployed at no cost to the municipality. Home and property owners are under no obligation to obtain services when granting permission for TELUS to place the fibre drop directly to their premises. Over fibre, TELUS offers Internet services at rates up to 150 by 150 Mb/s. Axia offers symmetric 1 Gb/s business and 100 Mb/s residential services⁸⁷ together with an option for other service providers to lease their fibre access lines. On the other hand, the CRTC will require TELUS to provide wholesale access to their fibre on some yet to be determined basis, whereas Axia will not be so encumbered.

⁸⁶ Mawji, Zainul; *Expanding Broadband Networks*; 2016-09-12.

⁸⁷ On Sept. 6, 2017, Axia began upgrading all 50 and 100 Mb/s subscribers to a symmetric 1 Gb/s service at no charge.

At this point, TELUS does not provide their retail service offerings over community fibre networks, even in smaller centres in which TELUS has not upgraded their plant to fibre, and in which community networks could provide TELUS with significantly more capacity than is available on TELUS' aging copper plant and do so with no requirement for a capital outlay. Given the momentum for community approaches that is developing within the province, though, TELUS' appears to be revisiting their approach and has recently expressed a renewed interest in working with communities to find an arrangement that works for both.

On the other hand, in return for access to a municipality's rights-of-way, Axia is offering to deploy fibre infrastructure throughout individual communities and offer Internet services at up to 1 Gb/s for residential and business clients should 30% of the addressable premises in the municipality show interest in subscribing to Axia's services. The offer is contingent on due diligence by Axia and the towns of Barnwell, Hanna, Fort Macleod, Nanton, Nobleford, Stirling, Raymond, and Vulcan now have town-wide FTTP service. Axia has also announced FTTP services for Fairview, Magrath, and Pincher Creek. Though Axia has approached a number of towns and villages in the study region, as of yet, none are moving forward.

While merits of an essentially hassle-free and free, fibre infrastructure are self-evident, the Axia offer is neither without cost nor risk. All revenues from the network would accrue to Axia's shareholders and once deployed, Axia would have monopoly control over critical civic infrastructure. No infrastructure would be deployed into the surrounding MD and the network would not be open in the traditional sense of the term.

7.4.2 Establish a Private-Public Partnership (PPP)

While there is a lot of merit to PPP arrangements, care must be taken to ensure ongoing alignment of private and public interests. The two largest broadband deployments to date are in Ontario – the Eastern Ontario Regional Network (EORN) and the SouthWest Integrated Fibre Technology (SWIFT) initiative – and are both PPP arrangements. While in both cases, significant public money was/is involved, after seven years, the EORN network assets vest to the private partners while the SWIFT funding recipients gain the option to divest some or all of their network assets at that time. Once control of the infrastructure moves to private industry, the communities may lose many of the gains made.

A second more subtle concern is that of minimizing conflict of interest and ensuring a level playing field when the focus of the PPP arrangement is to deploy and operate infrastructure on an open-access basis and when the private partners are vertically integrated players wishing to utilize the network to deliver their own service portfolios. To maintain transparency and ensure a level playing field, operators of open-access networks must be structurally separate from those providing retail services over the network.

7.4.3 Subsidize a Private Partner

The traditional market driven, private sector led business model is not providing many municipalities within the PREDA region with the infrastructure they desire due to a lack of financial incentives. By directly subsidizing a private operator, municipalities could provide that operator with adequate incentive. Given that this approach in essence anoints a select supplier, it does provide the supplier with a market advantage in an area where market forces do not prevail and municipalities need to carefully consider the terms under which these arrangements are made. On the plus-side, the arrangement keeps the infrastructure deployment and operations in the hands of private sector players and minimizes Council involvement and resources. On the other hand, the selected supplier will end up with a defacto monopoly in the municipality.

When the arrangements involve fixed wireless players, additional issues arise from the fact that the infrastructure does not scale well. While an upfront subsidy may result in infrastructure adequate for current requirements, additional capital infusions will likely be required to meet ever increasing capacity demands.

In lieu of a direct subsidy, some counties reduce the cost of services deployment in rural areas by providing tower infrastructure for the ISPs to use. The Special Areas Board in south east Alberta adopted this approach and then contracted a single provider, Netago, to provide services. With input into where the towers were located, the arrangement has been a successful one. Parkland County, on the other hand, wished to promote competition amongst ISPs in the County and operate the tower infrastructure on an operating cost recovery basis. To attract mobility and the Alberta First Responders Radio Communications System (AFRRCS) equipment onto the towers to help cashflow, robust (expensive) towers were constructed at sites which were a compromise amongst the requirements of the Mobility, ISP, and AFRRCS providers. Few liked the locations, competition amongst the ISPs did not materialize, and the County is now struggling to find a way to make things work.

7.5 Develop a Community or Regional Fibre Network

Given the lack of interest from the incumbent telecom and cable operators to serve PREDA region, the municipalities – including the Counties and MDs – in the PREDA region may wish to consider establishing their own community and/or regional fibre network. Indeed, with an appropriate and sustainable business model, individual municipalities and/or sub-regions could establish, either on their own or in partnership, a fibre-based community and/or regional broadband network and operate it as a fourth utility. Indeed, inclusive, county-wide initiatives are currently being established in Big Lakes County, the County of Vermilion River, and the County of Grande Prairie. Potential business models are shown in Figure 29.




Figure 29 – Types of business models.

As shown by deployments throughout Europe and the Far East, utility infrastructure could enable a municipality to provide competitive service providers equal access to unmatched symmetric bandwidth capabilities and thereby enable the delivery of a variety of novel community-based intelligent community services (as well as entertainment services such as HDTV) to its residents and businesses.

Should a municipality wish to consider this option, a number of the more common business model, financing, and governance options available to help make it happen appear in Table 15. Common models are outlined in more detail in Appendix 13.10. Should either a community or group of communities elect to move forward, these options are typically evaluated as part of the business case / business planning process.

While regional and municipal options do involve more responsibilities and risks than simply transferring control to private enterprise, they come with significant advantages. As well, to manage the level of their involvement, close to turn-key options do exist and can be easily incorporated into regional, sub-regional, and community deployment programs – once the community has decided upon the business and governance structure, operational arrangements, and financing.

Table 15 – Common Business Model, Financing, and Governance Options

Business Model	Funding	Governance
<ul style="list-style-type: none"> • Conduit only • Wholesale fibre: dark or lit • Retail: open or closed and with or without service partners 	<ul style="list-style-type: none"> • Debt financed via ACFA • MSI Funding / Grants • Co-operative • Utility/Power • Private-public partnership (PPP) • Private Equity • Combinations of the above 	<ul style="list-style-type: none"> • Commission • Municipality • Municipal Services Corporation • Co-operative • Not-for-profit • Private

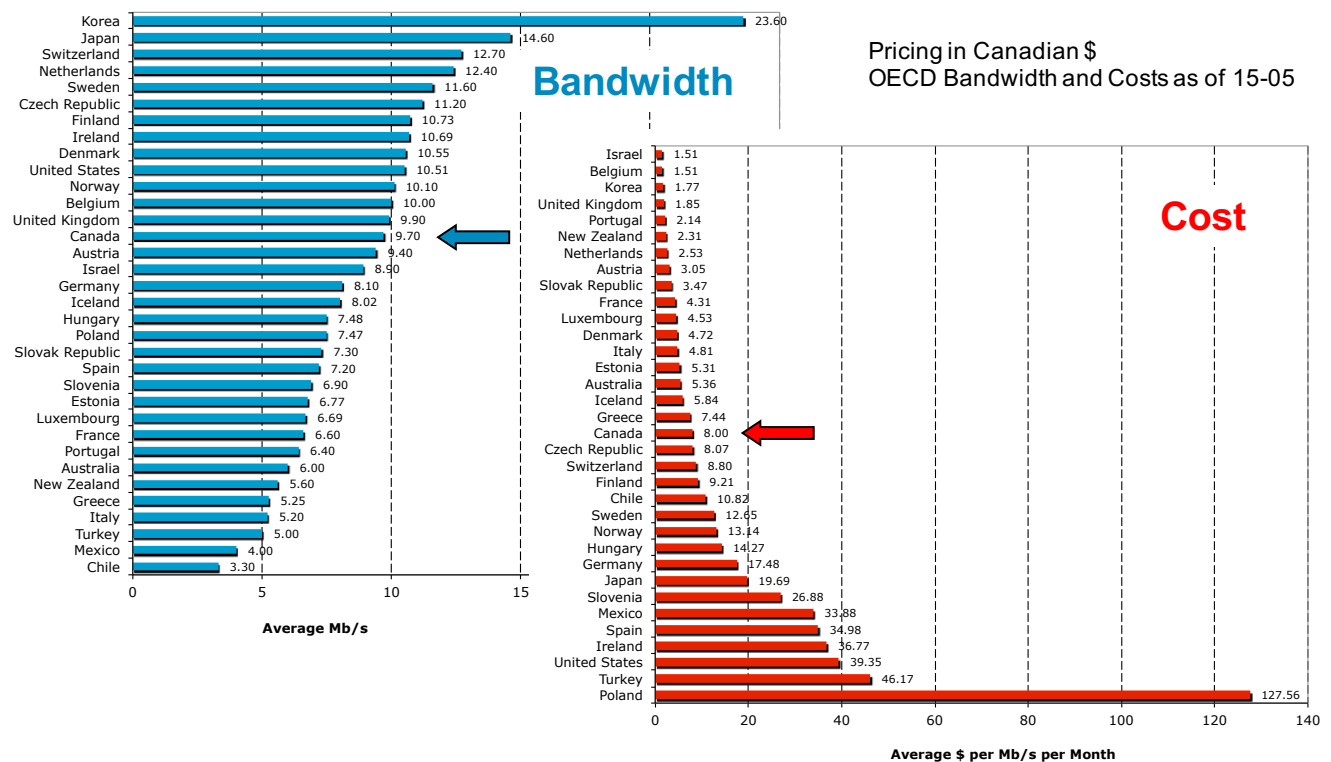
8 Community and Regional Fibre Networks

8.1 Learning from Abroad

As foreign governments recognize the merits of open utility-based fibre infrastructure, Canada is falling increasingly behind. To date, neither the federal nor provincial governments have yet placed the emphasis on technology policy to address broadband to the extent evident internationally. Though the initiative has since changed course, in 2009, Australia announced plans to spend AUD\$31 billion on a National Broadband Network. In 2013, France pledged €20 billion for superfast broadband. In the US, of 48 reporting states, 25 have established a broadband office.

The impact of this lack of policy is evident in the OECD statistics charted in Figure 30 on the next page – the latest statistics available.⁸⁸ As of early 2016, Canada ranked 14th in terms of average available download bandwidth, 18th in terms of cost, and 23rd in terms of fibre penetration. Whereas in Korea, the average download bit rate of 23.6 Mb/s is available for \$ 1.77/mo. (13.3 Mb/s/\$), in Canada, one can only expect 9.7 Mb/s for \$8.00/mo. (1.21 Mb/s/\$). Fibre penetration in Korea is 69.39% compared to 5.32% in Canada.

Though not shown, but perhaps more telling is a comparison between Internet service availability here and in, say, Västerås, Sweden. Whereas at most locations in Canada you may have the option of two wireline providers (TELUS and Shaw in Western Canada), in Västerås, there are over 30. At least part of the issue is the Federal government's belief in facilities-based competition – versus the services-based regime in Sweden. By restricting service provisioning to those which can afford to deploy a network, the number of providers is necessarily small. When services can be provided over an open network provided on a utility basis, many can.



⁸⁸ <http://www.oecd.org/sti/broadband/oecdbroadbandportal.htm#map>

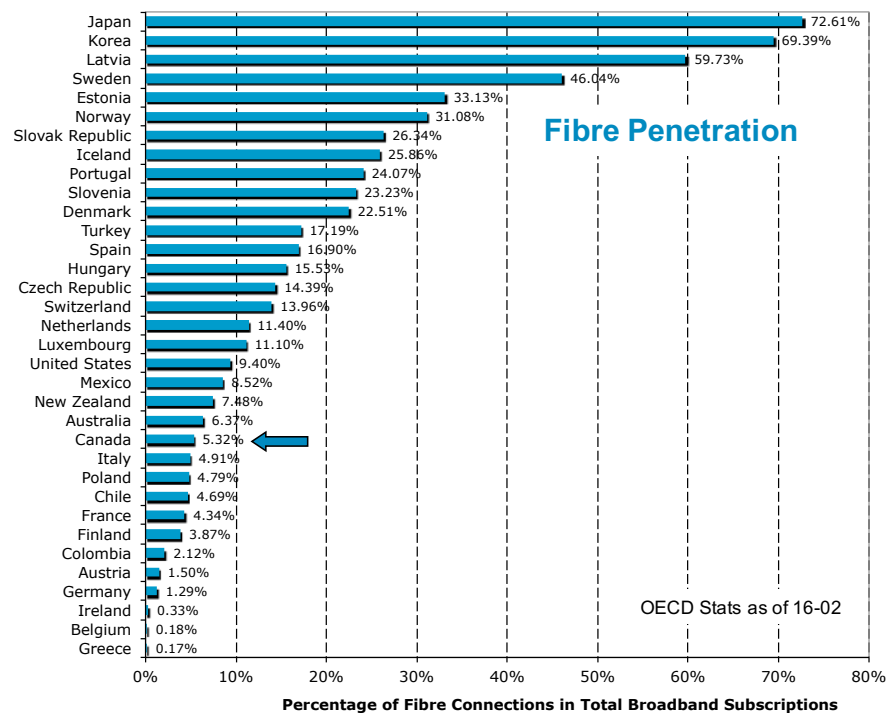


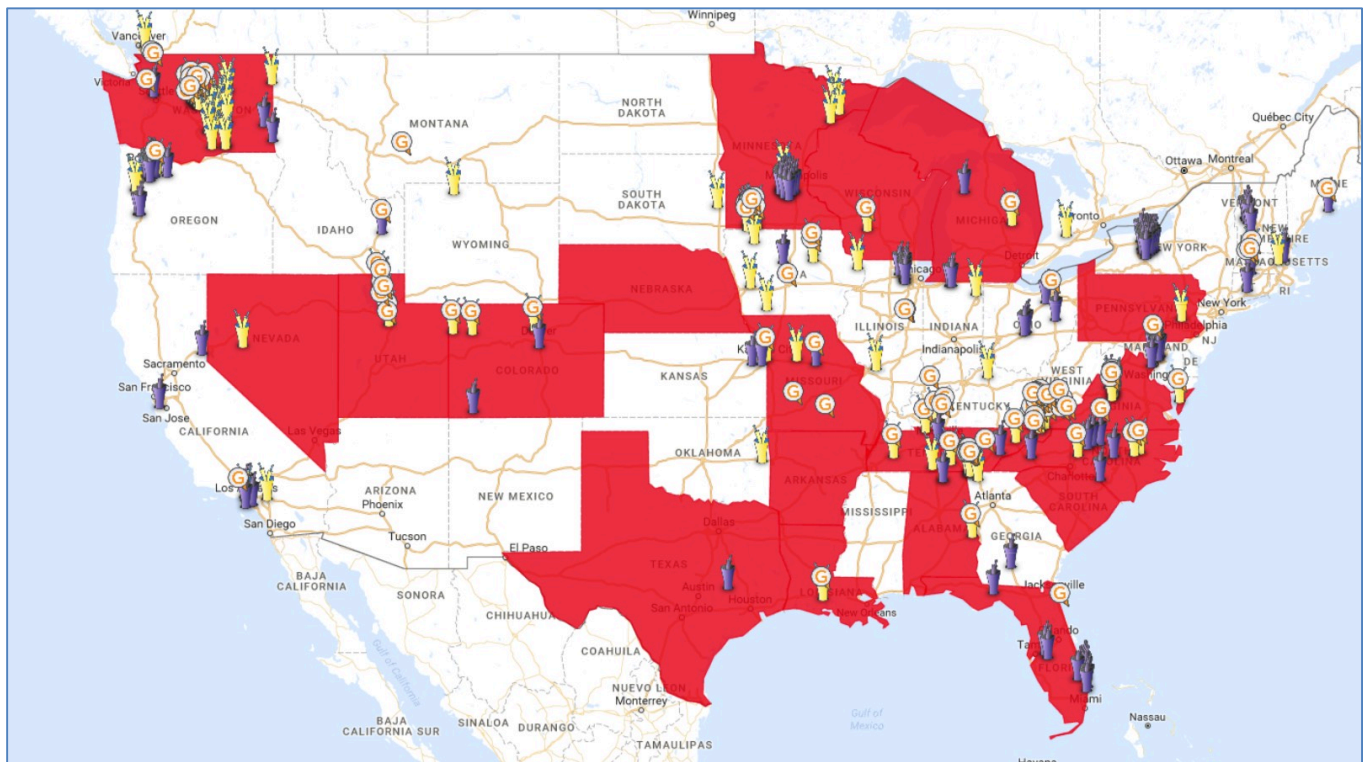
Figure 30 – International Internet service levels and pricing comparison.

An overview of the key models with which municipal and regional networks are becoming available internationally appears in Appendix 13.10.

Thanks to the initial Google Fibre Competition close to a decade ago, the value of broadband networks to both economic development and quality of life within communities, became self-evident to the more than a thousand initial applicants and, since then, community networks in the US have flourished. In addition to the over 200 networks shown in Figure 31, for example, 77 communities have publicly-owned cable networks and over 185 serve at least some portions of their community with fibre⁸⁹ – and this is in spite of the fact that many US states actively inhibit (due to incumbent lobbying efforts) such approaches. Competition for talent amongst these ‘gig’ communities is intense – see for example, the ads in Figure 32.

The business model options each community favours results from considerations ranging from size to risk, to priorities, complexity, and vision. What would seem to make the most sense to communities in northern Alberta would be a lit open-access utility-based model which can then leverage local ISP capabilities and resources and promote market-based competition on the services side. Personnel from Big Lakes County recently visited three public utility districts in the northwest US – specifically those in Grant, Chelan, and Douglas counties. All three operate open-access utility fibre networks for the benefit of all ISPs in their respective counties. All three are willing to share their learnings and expertise with municipalities in northern Alberta.

⁸⁹ <https://muninetworks.org/communitymap>







	95 Communities with a publicly owned FTTP network reaching most or all of the community.		Over 110 communities in 24 states with a publicly owned network offering at least 1 Gb/s services
	Over 130 communities with publicly owned dark fibre available.		19 states have barriers in place that discourage or prevent local communities from deciding locally if such an investment is a wise decision.

Figure 31 – Municipal fibre networks in the United States (updated to May, 2017).

Chattanooga, TN

Smithville, TN

Figure 32 – Talent competition among United States 'Gig' communities.

8.2 Municipal Networks in Canada

8.2.1 Overview

As shown in Figure 33, Alberta ranks 11th out of 13 provinces and territories based on download speed – and Alberta has the SuperNet. Even Alberta's two largest cities do not fair well – Calgary and Edmonton are respectively ranked 11th and 21st out of 25.

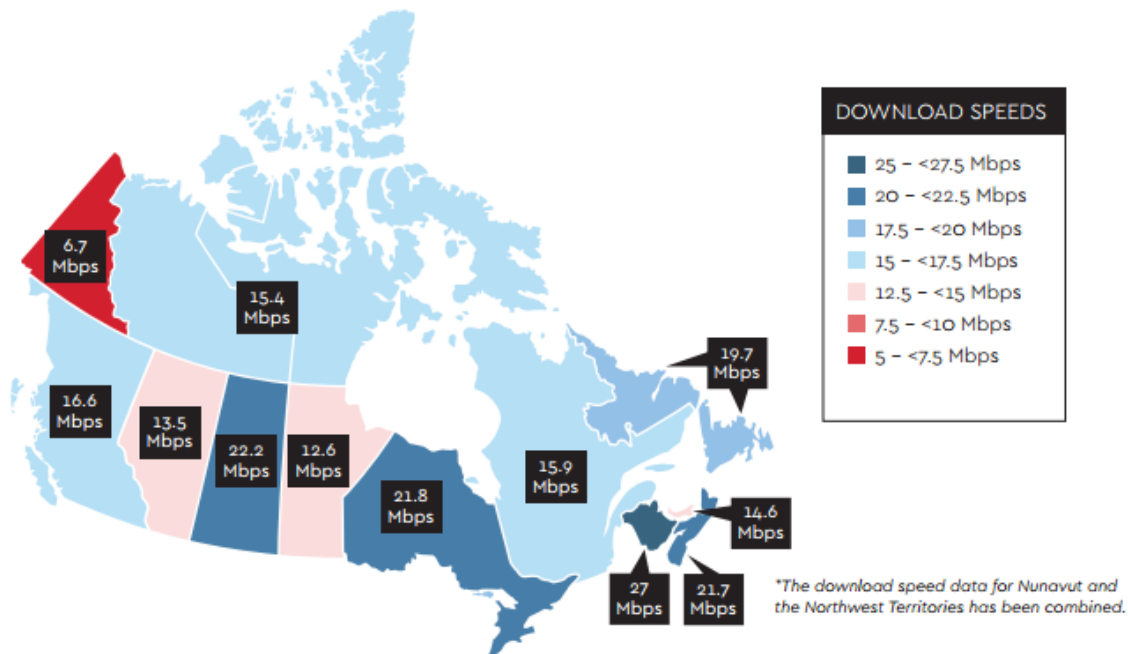


Figure 33 – Comparative Internet speeds across Canada.⁹⁰

Whereas there are over 110 communities in 24 US states with publicly owned networks offering 1 Gb/s services, in Canada, there is only one – that in Olds, Alberta. Given the many initiatives currently underway, this may change. Some key initiatives in Alberta are outlined below.

8.2.2 Alberta SouthWest

The Alberta SouthWest Regional Alliance initiated the first regional broadband strategy encompassing the member municipal districts of Pincher Creek, Cardston, Willow Creek, Crowsnest Pass, Ranchland, and Waterton together with the towns of Claresholm, Fort Macleod, Granum, Nanton, Pincher Creek, and Stavely, and the villages of Cowley, Glenwood, and Hill Spring. The initial work focused on community engagement, education, and strategy. Once completed, the focus shifted to individual community support. Once completed, the final phase was to refine the regional strategy and facilitate implementation. While well-intended, an unintended consequence of their focus on helping individual members move forward, was that some of their larger members then did so – on their own – to some extent stranding both the smaller members and inhibiting a more regional approach. Axia's concurrent offer of 'free and hassle-free fibre' to communities in the Region that could show 30% of their addressable premises interested in Axia services simply compounded the problem. With the defacto foreclosure of a more regional approach, the regional level work did not proceed to implementation.

⁹⁰ CIRA; *Canada's Internet Performance: National Provincial and Municipal Analysis*; 2016-04.

Of the communities moving ahead on their own, the current success story is Waterton. Leveraging a Shared Services Canada project to upgrade water facilities throughout the Waterton townsite, the town moved to deploy fibre to every premise in Waterton and now provides a rich set of both fibre and WiFi based Internet services throughout the town and campground. Now that the TELUS backhaul links have been upgraded to 1 Gb/s, O-Net will begin providing a full triple-play (Internet, telephone, and television) portfolio to residential clients when the tourist season begins to wind down this fall.

Perhaps partially in light of their experience, there is a growing recognition of the importance of multi-community scale. Indeed, the sharing of resources and expertise from dense to less dense areas enables a broader deployment of fibre in the areas to be served. In early 2016, the Alberta Government introduced a grants program aimed at facilitating regional scale planning-level broadband studies. Under the program, matching grants of up to \$20 000 are made available to interested REDAs. Under the Community and Regional Economic Support (CARES) program, an additional allotment of up to \$100,000 per REDA/yr for two years became available in 2017.

8.2.3 City of Calgary

In September, 2015, the City of Calgary adopted a dark fibre strategy based on the argument that facilitating Internet-based services is only one of six networks requiring connectivity⁹¹ in the City and that providing the required connectivity for all networks is the City's responsibility, particularly as space in their rights of way is limited and the City does not wish to have their streets continually dug up – see Figure 34.

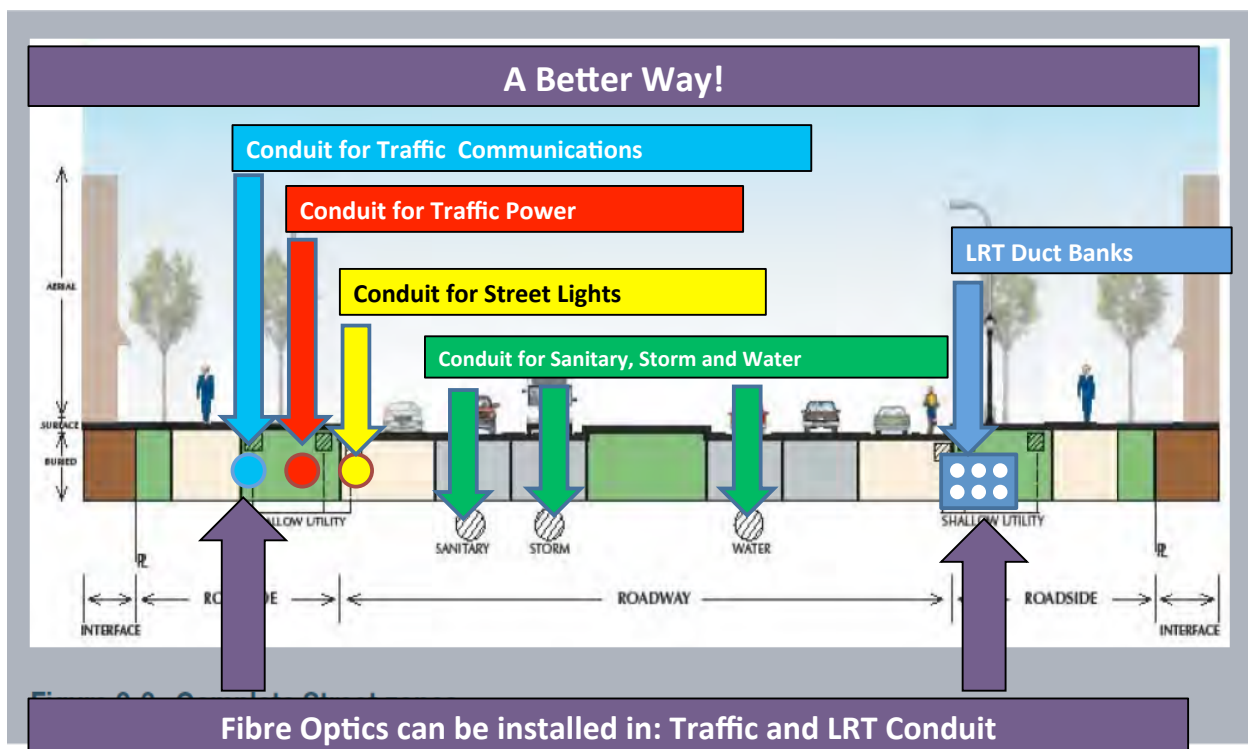


Figure 34 – City of Calgary – rights of way issues.

⁹¹ Disaster recovery, critical infrastructure, law enforcement, asset management, citizen services, & public safety.

From the City's perspective, connectivity to some 230 remote offices, 450 traffic controllers, dozens of lift stations, and a multitude of transit and bus stations, traffic and security cameras, and so on is required.⁹² Upon review, the City of Calgary found their four biggest challenges to be:⁹³

- Managing the rights of way (RoW) – challenging now and will only get worse as duplicate infrastructure accelerates.
- Cost effective Connectivity for the City – Internet of Things (IoT) and Smart City Trends are drivers.
- Protecting City's ability to self-provision services – relies on infrastructure and access to ROW's.
- Community inequities are inevitable – What's the plan?

Their solution was to adopt a city-wide dark fibre strategy based on rich connectivity. Approved last September, the strategy aims to enable the connectivity required to create a healthy digital ecosystem and minimize disruption due to the civic construction required to provide it. The City will deploy dark fibre infrastructure and any others needing access to it will be able to.

The network will be run on an equitable, open-access basis and will connect all communities in Calgary. The City will not be entering the retail telecommunication services arena, nor providing fibre to the home. Competitive providers will be able to extend the City fibre to the business for those purposes and the City will buy the last mile fibre back over time, so that all fibre will remain the property of the City and the City can therefore retain control of what it sees as critical civic infrastructure. A presentation outlining the City of Calgary's approach can be viewed at:

<https://youtu.be/dQMzkz6oaqg>

Though the approach makes sense for larger centres and there are now three such efforts underway in Canada – Coquitlam, New Westminster, and most recently Campbell River. It is less applicable to smaller centres as those markets are not likely large enough to support more than one provider lighting up the network – in which case the '*first provider in*' gains a de facto monopoly.

8.2.4 Kainaiwa

As exemplified by the Initiative undertaken by the Kainai Nation in southern Alberta, communities undertaking a do-it-yourself approach directly benefit from both the alignment between their broadband objectives and the interests of their communities as well as from the financial benefits that no longer flow to the shareholders of the incumbent service organizations. With respect to the Kainaiwa Fibre Network, the Blood Tribe claims to have repaid deployment expenses in five years and reduced their telecom expenditures from \$50k to \$7k per month – an annual savings of \$516k that can be reinvested into the community.

8.2.5 Olds, Alberta

In the early 2000's, the Town of Olds, The Olds Chamber of Commerce, The Olds Agricultural Society, and Olds College partnered to establish a non-profit community development organization, the Olds Institute for Community and Regional Development (OICRD). The brilliance of the OICRD is that by combining the expertise from the public and private sectors, its activities became inclusive, could be more broadly supported and, without the encumbrances of local election cycles, were better able to take on longer-term projects. Over time, a dozen committees were formed under the auspices of the OICRD, each

⁹² A video presentation on their strategy is available at: <https://youtu.be/dQMzkz6oaqg>

⁹³ Basto, David; *Building the Business Case for a Connected City*; City of Calgary; 16-03-10.

focused on a different aspect of community development – from community engagement, to business retention, to, well, technology.

Shortly after its inception, the Technology Committee, chaired by Joe Gustafson, settled on the notion of enabling superior broadband throughout the region via the deployment of fibre optic cabling. The idea was that if the OICRD got the fibre in the ground, they could then connect it to the newly created Alberta SuperNet and things would take-off from there. Reality struck quickly:

- Regional fibre estimates for Mountain View County came in shy of \$100M. The focus then changed to Olds itself, with the regional option to be re-evaluated later.
- The SuperNet only provided backhaul connectivity (e.g., SuperNet could connect an Old's network to Calgary) but was not established to either light community fibre networks or to provide Internet services over them.

From the SuperNet, the Technology Committee then approached Shaw and TELUS. Shaw declined upfront, but TELUS indicated that should the network be deployed to their specifications, TELUS would consider lighting it and providing services. That did not materialize and they explored potential partnerships. In the end, the Technology Committee undertook to both deploy and light a state-of-the-art fibre network in Olds. When Bell Canada, Navigata Communications, MTS Allstream, and Rogers Communications then also declined to provide services, the OICRD established a wholly owned for-profit subsidiary to develop, provide, and operate a full set of triple-play (Internet, telephone, and television) services over the open, passive, OICRD network under the O-Net brand. In July, 2012, Olds became the first community in Canada with community-wide gigabit per second Internet.⁹⁴ O-Net became cashflow positive in the fall of 2015 and hasn't looked back since. Their Internet services table appears in Table 16.

Table 16 – Internet Services In Olds, Alberta

RUSH \$90/MO ¹	ZOOM \$100/MO ¹	GIG \$120/MO ¹
50 Mbps Download†	100Mbps Download†	1000Mbps Download†
50 Mbps Upload†	100Mbps Upload†	1000Mbps Upload†
500GB Monthly Usage	1TB Monthly Usage	2TB Monthly Usage
Wi-Fi	Wi-Fi	Wi-Fi
2 Email Addresses	2 Email Addresses	2 Email Addresses
Local Support	Local Support	Local Support

The Olds' Connected Community Network (OCCN) illustrates by example how a small town community with a population of approximately 8,700 people can take ownership of ensuring its businesses and residents have access to global standard IT infrastructure and services as the foundation for their economic, social, cultural and environmental sustainability. It also demonstrates a potential path

⁹⁴ Chung, Emily; *Small Alberta Town Gets Massive 1,000 Mb/s Broadband Boost*; CBC News; 2013-07-19.

that Canada might take to regain its past position in the global telecom space. Modeled on the European services-based competition model, the Olds fibre network is separate from the services company.

Established as a largely social enterprise, O-Net is now available to provide similar services to any municipality that is able to deploy lit fibre optic network within their community. Further, those behind the Olds' fibre initiative are willing to share their learnings with any community that is interested – as outlined in the following video from the OICRD:

http://youtu.be/Uc_plnE3W5U

In it, Olds specifically offers to share their experience and expertise with any community interested in enabling state-of-the art fibre-based services within their communities.

It has been said that community fibre endeavours are likely 80% social and 20% technical and the Olds' experience supports this from several perspectives. First, the community-wide inclusive nature of the OICRD enabled coordinated long-term planning and broad-based support for projects like the OCCN. It enabled complementary support for key related initiatives such as community engagement. Being leading edge, mistakes were expected and no blame was attached. Issues from rights-of-way to financing were encountered and the cross-disciplinary nature of the OICRD enabled efficient resolution.

8.2.6 Parkland County

To enhance broadband services to the rural areas of Parkland County while preserving market forces amongst the wireless internet service providers (WISPs) in the area, Parkland deployed a number of fibre connected primary towers as well as a set of smaller secondary towers with wireless backhaul to the primary towers. WISPs, mobility providers, and first responders can rent space on these towers for their antennas. The idea was to bring the capital cost of serving remote areas down and help enable competitive broadband services to areas which might otherwise go unserved. The tower infrastructure was to be operated on a cost recovery basis.

To attract mobility and the Alberta First Responders Radio Communications System (AFRRCS) equipment onto the towers to help cashflow, robust (expensive) towers were constructed at sites which were a compromise amongst the requirements of the mobility, ISP, and AFRRCS providers. Few liked the locations, competition amongst the ISPs did not materialize, and the County is now struggling to find a way to make things work.

8.3 General Financial Considerations

8.3.1 Off-balance Sheet Considerations

Whereas traditional business case numbers only consider direct revenues generated by the provisioning of triple-play services in the community, when it comes to Council considerations, a municipality may wish to capture broader community (off-balance sheet) benefits such as positive impacts on the community's quality of life, youth retention, business attraction, and competitiveness. At the Council level, the debate as to whether this new infrastructure will focus largely on private benefits (broadband fibre as a market commodity) or public benefits (broadband fibre as a utility to achieve purposeful public benefits) will be decided. The results will help dictate who should own and control the fibre assets, should a community elect to go that way, and how well the assets will achieve broader public benefits.

In more rural settings, by quantifying and including broader public benefits, fibre can be justifiably deployed far deeper into rural areas than generally realized based on a simple '*internet-only*' case. As can be seen in Figure 35, the inclusion of tangible, public benefits into the broadband business case for a set

of First Nations communities in the Wood Buffalo area turned a marginal business case for fixed-wireless into a strong case for fibre.

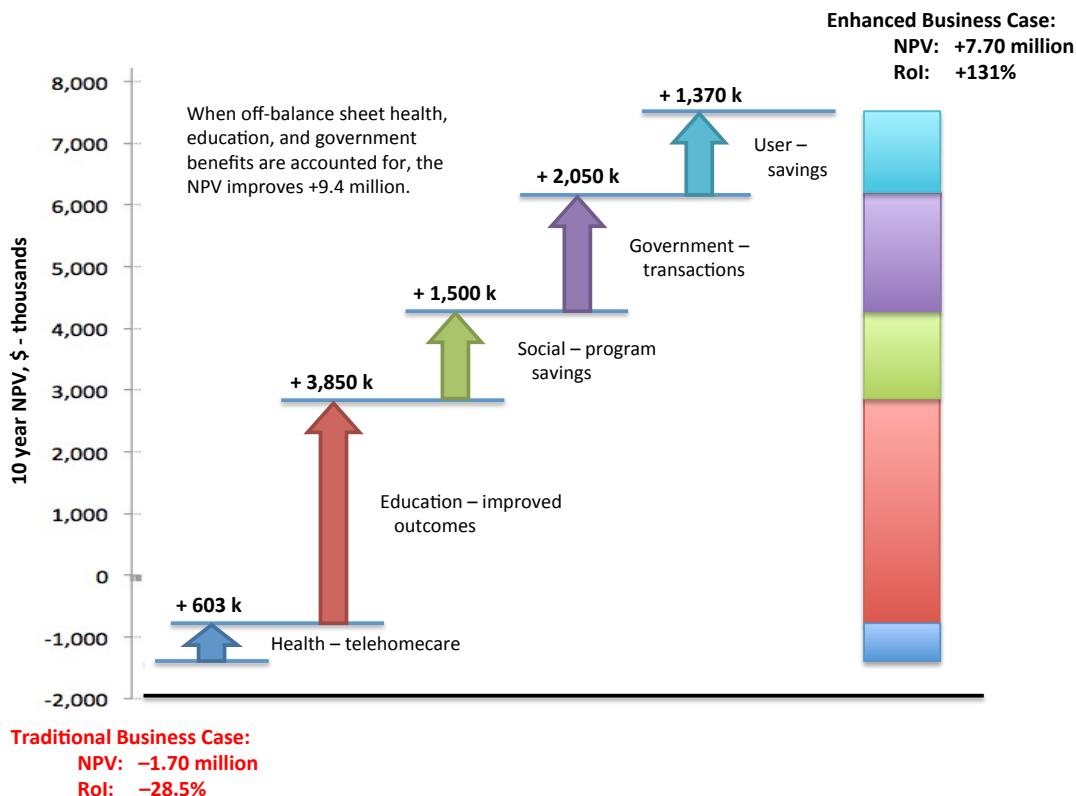


Figure 35 – Benefits assessment for RMWB First Nations.⁹⁵

8.3.2 Wireless versus Wired

Though rural wireless solutions may initially be less expensive to deploy, they are both capital and operationally more expensive over terms exceeding ten years. As home and business Internet usage tends to increase at rates exceeding 20%/yr, and has done so for over a decade, to meet this increasing demand, capacity must increase over five-fold per decade. Indeed, Neilson's Law suggests that this increase may be as high as 50%/yr for high-end users⁹⁶, – which implies that 1 Gb/s connections will need to be generally available by 2020. As scaling fixed wireless systems to keep pace with these demands becomes increasingly expensive, fibre/wireless cost comparisons should be done on a minimum ten-year total cost-of-ownership basis – in which case, fibre is generally found to be the least expensive technology to deploy.

In a sample design for a 200 square-mile rural area in Chamberlain, S.D., Vantage Point Consulting found that whereas the least expensive wireless deployment came in at \$370 per Mb/s per client, fibre came in at \$9. In this comparison, the wireless network was designed to support 4 Mb/s per client whereas the fibre network could support 1 Gb/s.⁹⁷

⁹⁵ Dobson, C.; *The True Economics of Broadband*; OSLI; 2013-09-29.

⁹⁶ <https://www.nngroup.com/articles/law-of-bandwidth/>

⁹⁷ Thompson, L., et al; *Comparing Wired and Wireless Broadband*. Vantage Point Consulting; 2015-05-06.

There has recently been significant press regarding the development and potential rollout of 5G wireless technologies as early as 2020. With peak speeds of 10 Gb/s, the potential seems tremendous. The details, however, are not so encouraging:⁹⁸

- While the 10 Gb/s rate is a theoretical maximum peak rate under ideal lab conditions, the specification of most interest to users is the actual throughput capacity of the network. Throughput capacity tends to run at about 15% of the peak rate and declines as the user moves away from the cell-tower.
- At 15%, the useable throughput of a 10 Gb/s system is 1.5 Gb/s and as this is shared amongst all users within the cell's range, the usable throughput to individual users is simply 1.5 Gb/s less the average throughput of each user times the number of concurrent users in the cell.
- To minimize capacity issues, 5G deployment scenarios assume cells with a 150m radius – or about 14 cells per square kilometre.
- As each cell must be fibre connected, in rural areas, fibre-to-the-farm will likely be a less expensive and certainly a more scalable solution than 5G.
- When operational costs and capital replacement costs are considered, the same conclusion holds for all but the larger, densest urban areas.

In community settings, wireless can be an inexpensive way to improve Internet services quickly. As the first step in a community fibre deployment program, WiFi access points can be rolled out with the initial feeder network. As fibre access in the community becomes more ubiquitous, the WiFi system migrates to an overlay that can be used when one is *'out and about'* in the community.

8.3.3 Aerial versus Buried Deployment

If a deployment area receives its power aurally – i.e., via power pole infrastructure – and the poles can take the additional weight and there is sufficient clearance, fibre can be provided aurally at about a third of the cost of a buried deployment. Though buried infrastructure is more secure on a long-term basis, if the lower cost of an aerial deployment can be realized, the reduced capital requirements may increase the possibility of attracting private equity. Aerial deployments can also be done quickly and during winter months. On the other hand, if the pole infrastructure must be upgraded, then the buried deployment may prove less expensive.

The issue many municipalities run into when considering an aerial deployment relates to the fact that pole attachment standards have changed since many of their poles were installed. As long as the poles remain *'untouched'*, poles deployed prior to the standards changes are grandfathered and can be left as is. Unfortunately, though, as soon as a community wishes to place fibre on the poles, the poles will have to be upgraded to current standards prior to fibre being attached. Though credits are available to help offset the upgrade and/or pole replacement costs, the costs add up and may obviate the advantages of going to an aerial build.

8.3.4 Grant Funding

Grant funding or cash infusions to a broadband deployment project reduces the project's capitalization requirements and can thereby increase the affordability to smaller and more rural municipalities. As well, the subsequent reduction in principal and interest repayments improves the bottom-line margin and reduces operational risk. Municipalities still need sufficient scale, though, to achieve positive operational margin needed for sustainability.

⁹⁸ Thompson, L. & Vande Stradt, W.; *5G is Not the Answer for Rural Broadband*; Broadband Communities; 2017-03/04.

The revised CRTC universal services fund mentioned in Sec. 3.2.1 will grow to \$750M within five years. The terms by which these funds will be made available are under development and will likely be vetted in 2018. The first disbursements are expected in early 2019.

While the federal CTI program mentioned in Sec. 3.2.2 has ended, staff have indicated that a follow-up program is likely within an 18-month timeframe. As these programs have historically favoured shovel-ready projects, interested municipalities would do well to use the interim period to develop suitable projects.

8.3.5 Don't Delay

Electing to establish a municipal or regional fibre program is often perceived as a complex undertaking and postponing related decisions is an enticing option. While there may be very legitimate reasons to do so – say, the local water-plant needs to be refurbished and current funds are limited – some are less so. Examples include:

- **Current offerings are sufficient to meet current requirements** – yes, but demand and usage is growing exponentially while infrastructure deployment is linear. In order to meet future demand, deployments will need to start soon.
- **Wireless technology is improving and will provide an inexpensive alternative** – as discussed in Sub-section 8.3.2 above, from a usability and cost perspective, wireless technologies will not meet rural requirements anytime soon.
- **Fibre may be usurped by the next 'big' thing** – though not economical for FTTP implementations, opto-electronic equipment designed for long-haul implementations currently supports 160 wavelengths (channels or data-streams) on each fibre. As each wavelength can support a 100 Gb/s data-stream, the usable aggregate capacity on one fibre is 16,000 Gb/s – or 16 Tb/s. As the theoretical capacity of fibre is much higher and as the primary cost of deploying fibre is civil construction, current fibre capabilities will likely be sufficient for at least the next 30 years – and the deployment costs are not likely to decrease significantly.

Other considerations include:

- If a community delays a deployment, they lose the benefits of broadband until either they do or a private provider does it for them.
- Over time, the best 'anchor tenants', or key potential clients for the network (which would boost initial cashflow and reduce deployment risk may be lost due to either the client paying for a custom-build from an incumbent, or the key clients being successfully courted by the incumbents. The risk extends to the premises, businesses, and areas with the highest profit margin potential. Once these clients are unavailable to a public provider, the decreased revenue may limit deployments in less profitable areas (e.g., using revenues from the higher margin areas to support the more rural lower margin areas; and using revenues from a business district to help fund a residential deployment).

Given that a land-grab of sorts is underway and that outside the larger centres only one fibre network is likely to be deployed, communities interested in inclusive fibre as a fourth utility need to move prior to their business case becoming untenable.

8.3.6 Public versus Private Financing

In general, private enterprise, particularly small to medium-sized enterprises, cannot compete with municipalities when financing long-term infrastructure. To see this, consider a \$1M fibre deployment project. With 25-year financing from the Alberta Capital Finance Authority (ACFA) at the mid-August, 2017 interest rate of 3.076%, municipality payments come in at \$4,802/mo. – \$9.60/subscriber/mo. with 500 subscribers. Private enterprise looking to finance this over 5 years at 2.023% would face payments of \$17,608/mo. – \$35.22/subscriber/mo. with 500 subscribers. Larger private providers able to attract

patient capital may look to 10 to 15-year payback periods to make their numbers work. Indeed, TELUS refers to fibre as a 'generational' investment.

Exacerbating this issue, is that, whether large or small, private industry will be evaluating investments on a net-present-value (NPV) basis. This implies that they are looking for a return on their investment that exceeds the gain available via a risk-free bond investment. From a municipality perspective, as long as the program is intrinsically sustainable, many will be more motivated by off-balance sheet benefits and economic development potential than by the project's NPV.

8.4 Business Models

8.4.1 Structure

Referring to Figure 36, counties and municipalities have the option to design, finance, and deploy lit home-run fibre networks to facilitate enhanced broadband services to their business and residential communities. Once the Community-Net (C-Net) infrastructure is in place, the community has several options to obtain services such as Internet, telephone, and possibly television. They can connect directly to a local service provider if one is available (say, CCI or MCSNet) or they can arrange backhaul to an Internet Exchange (IX) facility and there either connect directly to the global internet or cross-connect to an ISP that has a presence at the exchange.

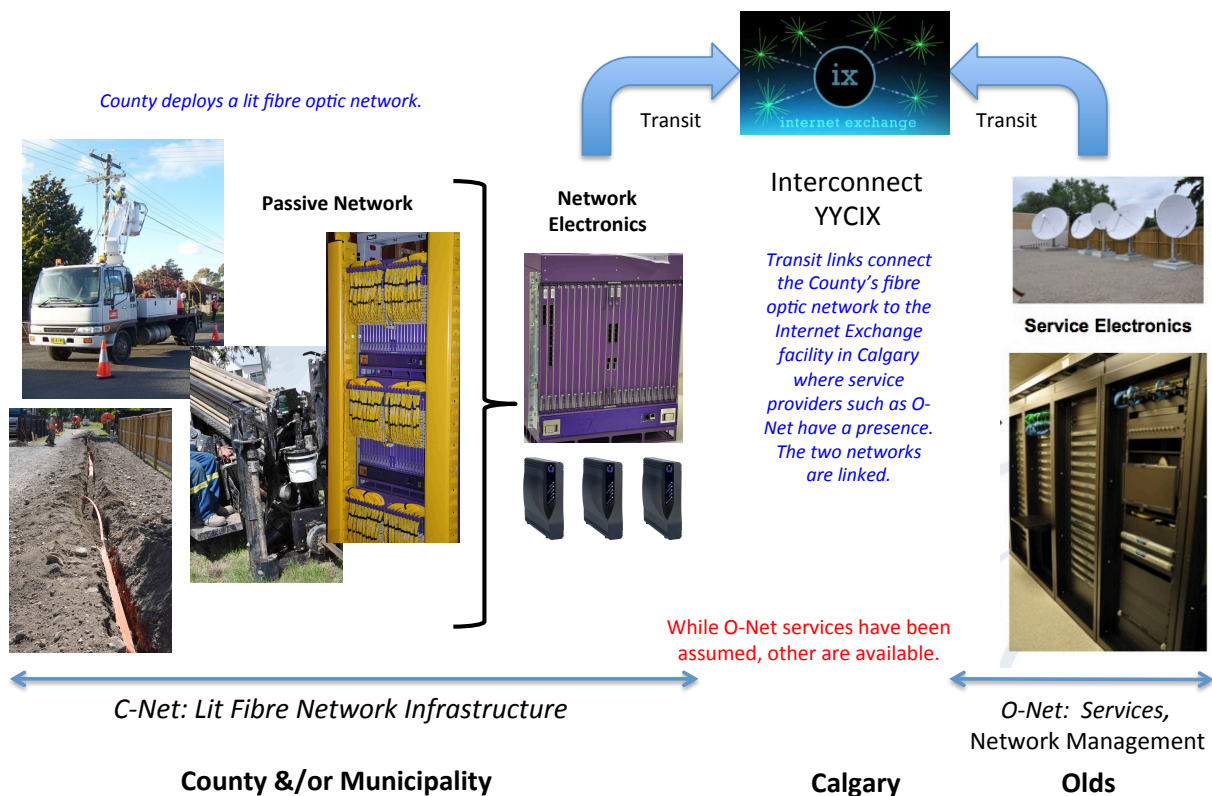


Figure 36 – Components of a telecommunications network.

In the figure, C-Net has arranged for a backhaul connection to the YYCIX Internet Exchange in Calgary and cross-connected to O-Net. With this arrangement, C-Net could contract O-Net to (1) manage their lit network and (2) at either the wholesale or retail level, be the service provider of choice, for at least the initial, say, five-year period.

Though the intent may be to establish C-Net on an open-access – level playing field – basis to all Internet, telephone, and television service providers interested in using the network to connect and deliver broadband services throughout the community, the underlying services ecosystem needed to facilitate this in Alberta is not sufficiently developed. While several ISPs could provide Internet, and possibly voice, services, over the network, at present, O-Net is the only ‘local’ provider that can provide the full suite of triple play services necessary to compete in an area currently serviced by TELUS and either Eastlink or Shaw. In the business cases financials to follow, O-Net services are assumed. Should the communities opt to pursue these options further, other options, as well as the trade-offs amongst them, would be evaluated.

To assist municipalities, O-Net can provide services on either a wholesale or retail basis, in which case a community could respectively approach a municipal fibre operation as a retail service or as a wholesale network operator. The differences are significant as in the retail arrangement, the community would need to establish local service operations, say CommNet, and assume the market risk associated with selling the services (Internet, telephony, and possibly television) and achieving sustainable revenue levels. In the wholesale case, as the service provider, it would be up to O-Net to establish local retail operations and assume the market risk associated with achieving revenue levels sufficient to cover both the costs of using C-Net as well as its operations in the community. With the retail option, O-Net receives regular monthly revenue based on the pricing levels of O-Net’s wholesale services suites. In both cases, the network entity, C-Net, receives a regular income stream based on the cost of wholesale access to its network from the retail service provider – whether that be from a local ISP, CommNet, or O-Net.

Should the community choose the retail option, structurally, CommNet (service) and C-Net (network) operations could be one entity. Keeping them separate, however, leaves the door open to running C-Net as a local network utility on an open-access basis – in which case, CommNet may eventually be only one of multiple service providers on the network. Integrating them enables greater operational efficiency, but may inhibit open network operations down the road. In Olds, ISP operations are provided by O-Net and the network assets and operations are run by the Technology Committee of the OICRD.⁹⁹

8.4.2 The Wholesale (Utility) Network Option – C-Net

A schematic showing service delivery and money-flows with the wholesale network option appears in Figure 37. Here, O-Net becomes the (initial) retail services operator and pays to use to C-Net to connect with and deliver their services to residential, commercial, and industrial clients in the community. For convenience, C-Net will outsource network operations to O-Net. Network operations includes arranging for client connections (client yard surveys, drops, and opto-electronics) to the network as well as network monitoring, operations, locating, and repair services. Contractor charges for drop installations and cable-cut repairs as well as costs for the optical network terminals (ONTs) required in client premises to connect to the fibre optic cable, including installation, will be billed back to C-Net. Monthly costs for the software required to maintain and operate the ONTs will be C-Net’s responsibility as well.

⁹⁹ The Olds analogy is not exact as in Olds, O-Net actually owns the network electronics and the Technology Committee owns and controls a dark fibre network.

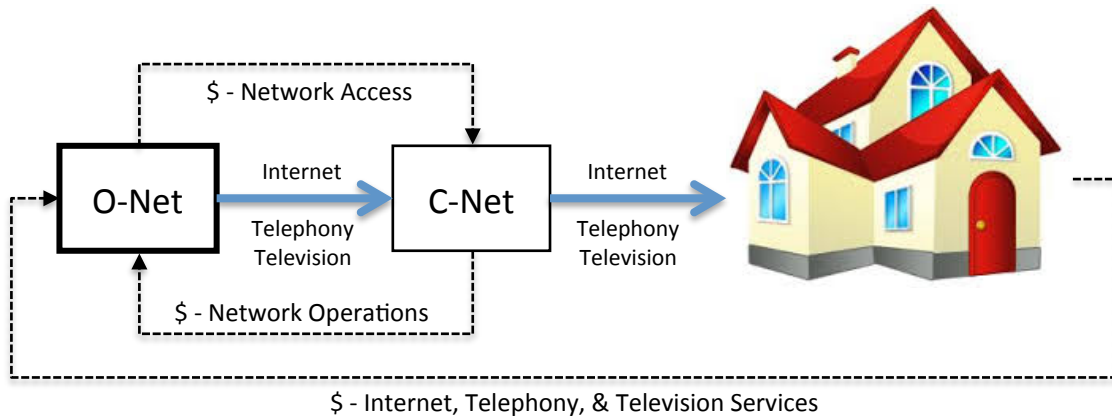


Figure 37 – A wholesale/utility network model.

As the ISP, all marketing, sales, home installations beyond the ONT, client support/help desk, services, and service delivery responsibilities reside with O-Net.

A variation on this is the dark fibre option in which the community deploys a dark fibre network and then leaves the network electronics to the ISP(s). While operationally simpler from both network and service provider perspectives, in smaller communities, once one service provider comes in, others may not.

8.4.3 The Retail Services Option – CommNet

To enable local retail options, O-Net offers an 'ISP-in-a-Box' service wherein O-Net provides wholesale access to its triple play services portfolio together with all back-office billing, customer service, sales and marketing, and operations support tools a municipality needs to set up a local broadband services operation. The services could either be marketed under the O-Net brand or re-branded to, say, CommNet.

To utilize this offering, the community would need to establish a local services entity, i.e., open a sales office and either hire staff or contract for sales and marketing, accounting, installation, repair, and support operations. Structurally, options for the entity range from a non-profit to a small municipal services corporation.

A schematic showing service delivery and money-flows with the retail services option appears in Figure 38.

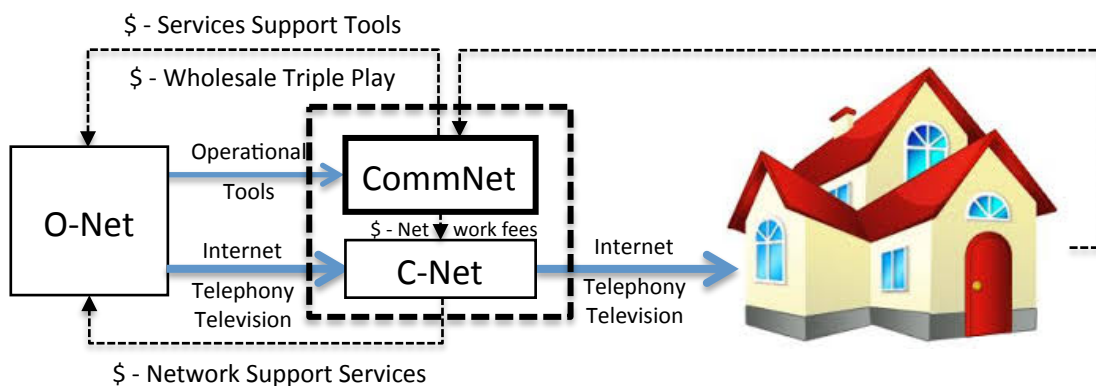


Figure 38 – A retail /ISP business model.

As the ISP, CommNet is responsible for sales and bills clients for services. Out of the ensuing revenue stream, CommNet would need to compensate:

- O-Net for the wholesale delivery of Internet, telephony, and television signals to C-Net, which delivers the signals (services) to the end customers,
- O-Net for access to the operational tools needed to run its network and services operations, and
- C-Net for use of its network.

For the numbers to work financially:

- The 'Network fees' CommNet pays to C-Net for use of the network must cover both its operational expenses and any principal and interest payments associated with acquiring the capital used to finance the network deployment.
- At a minimum, CommNet's revenue must be sufficient to cover C-Net payments, the wholesale ISP-in-a-Box payments to O-Net, and the costs of its own internal operations.

In summary, with this structure, the plan to enhance broadband connectivity and services throughout the community, would involve:

- deploying an operational (passive network plus network electronics) fibre network that passes every home and business in the community
- deploying the network and opto-electronics required to light the network
- connecting the network to the Internet Exchange facility in Calgary (YYCIX in the figure)
- interconnecting with O-Net at YYCIX to provide city-wide Internet, telephone, and television service – as well as back-office support, network monitoring, customer services, and billing
- establishing local operations, installation, maintenance, and marketing support to a competent provider and assuming the market risk associated with selling services

8.4.4 Financial Considerations

Business cases for fibre deployments tend to be interesting for two reasons. First, significant upfront capital is required to finance deployments and, second, the capital required increases with both the initial take-up rates (due to the costs to connect clients) and the intensity of the competition in the community (which decreases revenue). To offset these effects, initial deployments typically target more densely populated business districts to initiate revenue streams, then move on to the residential areas, and then to the outlying areas. Service uptake is typically higher for businesses, and margins on voice and Internet services are higher than those for television services. In essence, the strategy is to use cashflow from the more profitable areas to help finance deployments in the less profitable areas.

Strategies to reduce capital requirements include:

- Finance the project over as long a term as possible (e.g. a 30+ year fibre asset with a 30-year debt repayment term) to lower the monthly bill to customers;
- Use aerial deployment where pole infrastructure is satisfactory to reduce overall costs;
- Leverage planned civil works wherever possible (e.g., laying conduit whenever trenches and roadways are opened-up for repair or made available due to work on water, power, gas or telecom utilities in new development areas). In buried builds, civil works (i.e., trenching) account for approximately 70% of the deployment costs;
- Require conduit deployment and cat-5 wiring in all new development;
- Leverage the additional cashflow available from the business, commercial, and greenfield areas (in some ways, the low-hanging fruit) to offset the less dense/lower revenue areas of the community or region;
- Allocate a portion of expected municipal operational savings to the project;
- Use a tax levy for, say, the drop portion of the build;
- In lower density areas, provide fibre-to-the-tower to enable higher bit rate, higher capacity wireless services to the surrounding area; and

- Go with WiFi first – build a community/customer base first.

Incredibly, some smaller communities cannot even raise the quarter million dollars an aerial deployment might cost them. As this is a trivial amount to larger communities with, say, a \$15M build, larger communities might consider including the smaller communities in their plans. The additional scale their inclusion brings to the table, combined with the added municipal participation, can help leverage their operational costs, enhance grant applications, and enhance the sub-region's connectivity and capacity generally.

9 Utility Networks in PREDA

9.1 Context

Along a continuum of interest, county and community level interest in broadband within the PREDA can best be described as ‘*visionary*’ to ‘*status quo*’. Both County and community level Councils are interested and a variety of options, mostly wireless to date, have and are being evaluated. To provide the more rural areas of PREDA with some guidance beyond more traditional wireless options, detailed financials for the Town of High Prairie as well as inclusive, open-access, lit fibre utilities for Big Lakes County and the MD of Smoky River will be developed below. The results are positive and can serve as a template for other communities looking for ways to move forward.

These three analyses are a subset of the larger set that has been completed for communities across northern Alberta. For guidance to the counties and municipalities throughout PREDA, the available analyses are outlined in Table 17.

Though High Prairie is not a member of PREDA, it does fall within Big Lakes County, which is. The analysis is provided here as its size (population of approximately 1,000) is typical of many urban centres within PREDA and the results form part of the analyses for Big Lakes County.

Big Lakes County and its partner communities recently took the initiative to obtain Alberta Community Partnership (ACP) funding for a detailed broadband study for the County, inclusive of the municipalities, First Nations, and Métis settlements within its boundaries. The study – *Inter-municipal Broadband Discovery Project* – will leverage the results of this work and then develop more detailed financials to evaluate the options of most interest to the County.

As will be seen, the business case for an inclusive, open-access utility network focused on providing both fibre-to-the-premise (FTTP) networks in each of these communities as well as an inter-community connecting network within Big Lakes County, goes cashflow positive after seven years. Given their average premise density of only 0.2 premises/km², the results are encouraging. Going forward, the model could be expanded to encompass options for other MDs and Counties in the region.

The MD of Smoky River as well as the towns of Falher and McLennan and the villages of Donnelly and Girouxville are poised to initiate a broadband plan. The analysis provided should help them frame and scope further work.

Table 17– Analyses Completed for Communities and Regions in Northern Alberta

Report*	Category	County/Community (Premise Counts)	Comments
Alberta HUB	Urban Centres	Bruderheim – 601	High level analysis. To increase operational scale and combined financials with Lamont are also provided.
	MDs, Counties	Lac La Biche	Detailed analysis including capital estimates for the hamlets of Lac La Biche, Plamondon, Beaver Lake, and Rich Lake.
		Vermilion River	Detailed analysis based on the study for the Vermilion River Regional Alliance. In addition to a county network, capital estimates are provided for the town of Vermilion, Dewberry, Kitscoty, Marwayne, Paradise Vallet, and Mannville.
GROWTH Alberta	Urban Centres	Whitecourt – 4,250 Barrhead – 2,000 Swan Hills – 725	Provides an interesting comparative view of the impact of operational scale as community size decreases.
	MDs, Counties	Woodlands	Provides capital estimates to connect several urban centres and ISP towers.
LSLEA	Urban Centres	High Prairie – 1,000	Detailed capital estimate and financials from the Big Lakes Study for the town of High Prairie.
	MDs, Counties	Big Lakes	See PREDA.
NADC	Urban Centres	Athabasca – 1341	Detailed capital and financial analysis for the Town of Athabasca.
	MDs, Counties	Athabasca	Including capital estimates for the Town of Athabasca and Boyle as well as for Athabasca County.
		Regional Municipality of Wood Buffalo	In fall, 2013, the now defunct Oil Sands Leadership initiative had Taylor Warwick complete a planning level conceptual review the options available to improve broadband services within Anzac, Conklin, Fort Chipewyan, Fort MacKay, Gregoire Lake Estates, and Janvier. The options included infrastructure to support mesh WiFi, hybrid fibre/WiFi, and full fibre/WiFi. The detailed study ¹⁰⁰ is available on the NADC website.
PREDA	Urban Centres	High Prairie – 1,000	See LSLEA.
	MDs, Counties	Big Lakes	Detailed analysis based on the study for Big Lakes County. As the study is inclusive of the urban centres of High Prairie, Swan Hills, Enilda, Foust, Gift Lake, Grouard, Jousard, Kinuso, and area around Kinuso, capital estimates for each of these centre is provided.
		Smoky River	Detailed study Including capital estimates for Fahler, McLennan, and Donnelly.
REDI	Urban Centres	Mackenzie County	High level analysis Including High Level, Rainbow Lake, La Crete, Fort Vermilion, and Zama City.
<p>The estimates provided are based on a common ‘default’ set of assumptions. Specifically, the assume a fully buried, air blown, home-run fibre network funded through a 25 year ACFA loan and operated on an open access basis as a utility. Depending on the choices made by individual communities and local conditions such as the availability of power poles, these numbers may change significantly.</p> <p>*All analyses appear in the NADC report.¹⁰¹</p>			

¹⁰⁰ Dobson, C.; *Infrastructure Options for Rural Villages in the RMWB*; Oil Sands Leadership Initiative; 2013-09-14.

¹⁰¹ Dobson, C.; *Northern Alberta Broadband Preparedness Project – NADC*; Taylor Warwick; 2017-09-15.

9.2 Town of High Prairie – A 1,000+ Premise Community

9.2.1 Business Structure

Assume that the Town of High Prairie deploys an open-access, lit fibre-optic network that will make world-class, fully scalable broadband infrastructure available to every home and business in the town. Based on a desire to leverage local ISP capabilities, the wholesale network option is deployed on an open-access basis and made available to all ISPs. Hence, the business model assumed for the community network – HP-Net – appears in Figure 39 below.

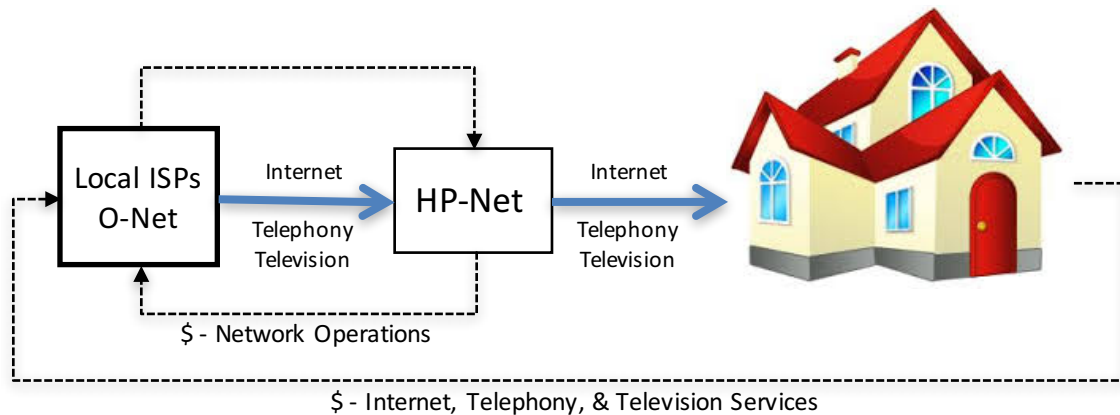


Figure 39 – Utility network model.

To keep things simple, assume that High Prairie outsources management of its network to O-Net, simply because O-Net has in-house fibre/opto-electronics expertise. Network operations include arranging for client connections (client yard surveys, drops, and opto-electronics) to the network as well as network monitoring, operations, locating, and repair services. Contractor charges for drop installations and cable-cut repairs as well as costs for the optical network terminals (ONTs) required in client premises to connect to the fibre optic cable, including installation, will be billed back to HP-Net. Monthly costs for the software required to maintain the network and premise gateways (ONTs) will be HP-Net's responsibility as well.

With this arrangement, providers such as CCI, I Want Wireless, Lakeshore, and the others can each contract access to HP-Net and utilize the network to deliver services over fibre to residents and businesses. This allows the ISPs to leverage their current service portfolio and support processes and increase their client base without a commensurate expenditure of capital. For this access, though, each ISP would compensate HP-Net based on, say, the number of subscribers it served. Each connecting ISP would be responsible for all marketing, sales, home installations beyond the ONT, client support/help desk, and service delivery.

9.2.2 Deployment Capital

Though technically a member of LSLEA, the Town of High Prairie resides within Big Lakes County which is a PREDA member. High Prairie is a key member of the Big Lakes Broadband study and, as a pre-conceptual buried fibre design has already been completed for it, it provides a grounded set of financials representative of other communities of around 1,000 premises within the region; i.e., Grimshaw, Sexsmith, and Beaverlodge, among others.

For the design, the town was divided into four parts as shown in Figure 40. In the map, feeder lines are in magenta and the distribution cabling is in cyan.

The estimated deployment costs appear in the Table 20. Assuming reasonable ground conditions, a buried fibre deployment that passes every premise in the Town of High Prairie would cost about \$2.46M. For the Central area, this amounts to approximately \$1,683 per premise. In the industrial East district, the comparable cost increases to \$10,300/premise because the distances are greater and the density lower.

Once the feeder and distribution networks are in place, additional capital costs will be incurred to deploy conduit and fibre from each premise ordering service to the distribution conduit running past the premise. The wiring within each premise may also have to be upgraded to enable service distribution to the premise computers, phones, and televisions – but that falls to the ISP.

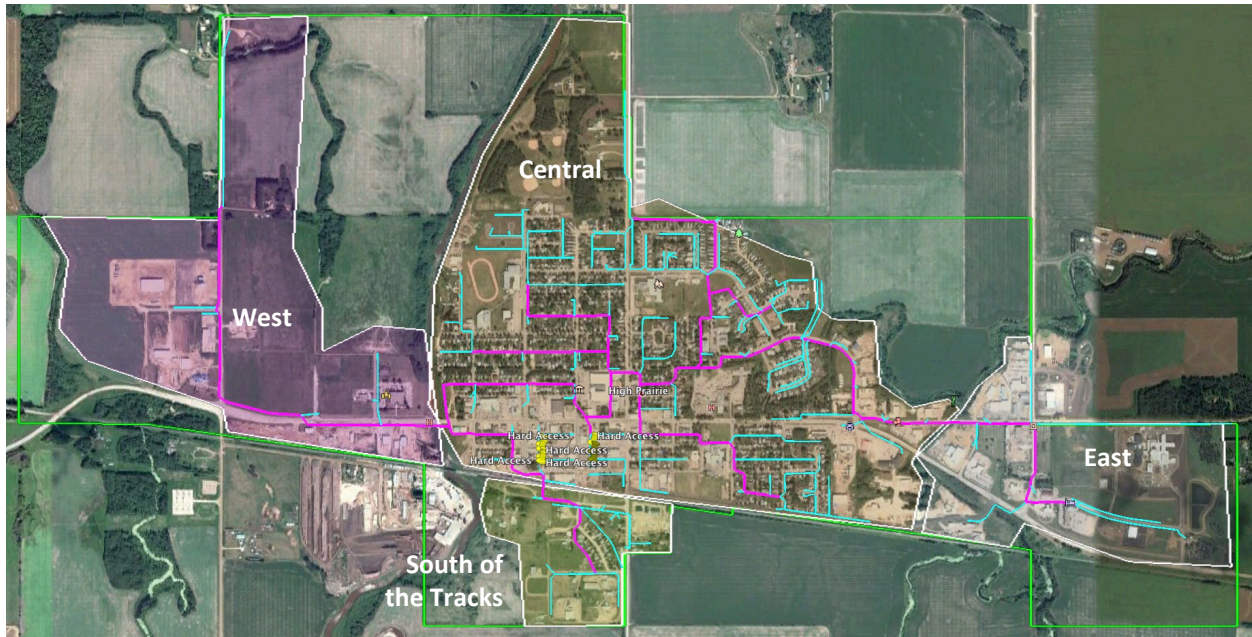


Figure 40 – A pre-conceptual fibre plan for High Prairie.

9.2.3 Deployment Schedule

This business case assumes that the network would be deployed throughout High Prairie over the spring, summer, and fall of 2018.

9.2.4 Opto-electronics and Backhaul

In addition to the deployments costs outlined above, capital is required for the opto-electronics and routing equipment required to 'light' the fibre and establish a functional network, the electronics required in client premises, tools and test equipment, and so on. As the network is deployed incrementally over a number of years, to provide a breakdown of the overall capital expenditures a cumulative multi-year view is needed. Using the cumulative capital expenditures over the first five years of operation, a breakdown of the expenditures appears in the pie chart in Figure 41. Capital cost estimates over the first five years of operation for the proposed scenario come to \$4.26M. In the chart, the \$2.68M outside plant (OSP) deployment estimate (core and drops) includes the feeder and distribution plant required to pass every premise and provide drop connections to those premises that take service.

With long range optics, these electronics can support services to residents and businesses up to 35 km from the central office – which would enable the utility to extend services to residents and businesses in the surrounding county. To extend the range further a smaller version of the chassis (an E7-2) can be placed up to 70 km away – which would then support services up to 105 km from the central office, and everything in-between (and so on).

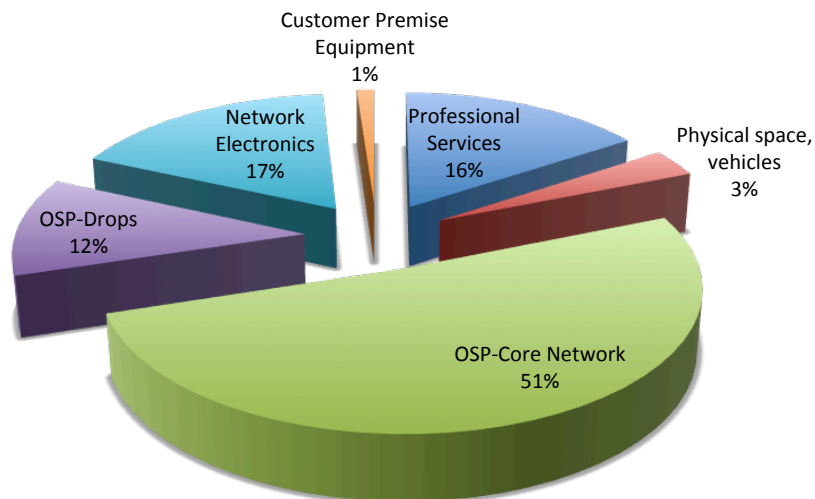


Figure 41 – Cumulative capital expenditures from 2018 to 2022.

The backbone connection from YYCIX to the High Prairie network also needs to be sized appropriately. Should only Internet and phone services be offered, a single 1 G/s connection would initially suffice. To support television services, two 1 Gb/s connections would be needed. As the client base grows the required backbone capacity will increase.

9.2.5 Drop Capital

The drop cost parameters assumed in the financials are based on:

	Drops		
	Brownfield	Inside unit fibre	Greenfield
Residential	1,100	550	250
Commercial	1,200	600	300

Inside copper wiring is simply reused.

Greenfield refers to drops in new suburban areas which leverage joint trench deployment. The 'Inside unit fibre' is for deploying fibre within multi-dwelling units where reusing existing copper-based inside wiring is not possible.

9.2.6 Markets and Revenue

As retail service suites (Internet, telephone, and television) come from the ISPs using the network, C-Net revenues are based on the payments collected from the ISPs using the network. While there are various ways these payments can be structured, the financials presented below assume that each ISP pays a flat monthly fee to C-Net for each client they connect to. The fees assumed are:

	Residential	Commercial
Wholesale Network: \$/mo	80.00	80.00

Revenue is thus determined by the penetration rates realized by the ISPs providing services. Assumed penetration rates are shown below.

	Assumed Penetration Rates			
	Year 1	Year 2	Year 3	Year 4 on
	1	2	3	4
Residential penetration	20%	35%	45%	50%
Business penetration	30%	50%	65%	70%

Based on what O-Net has experience in Olds, these penetration rates are conservative, particularly as they would be the cumulative penetration amongst all providers using the network.

9.2.7 Operations

The operational costs for wholesale network operation are straightforward as most are handled via outsourced contracts. Once the network build is completed in 2018 and the target penetration rates are realized, operational costs stabilize and a view of those calculated for 2022 are shown in Figure 42. In the chart, Admin, ops, and o-e refer to administration, operations, and opto-electronics, respectively. The numbers assume that the Town provides both equipment and storage space at no charge.

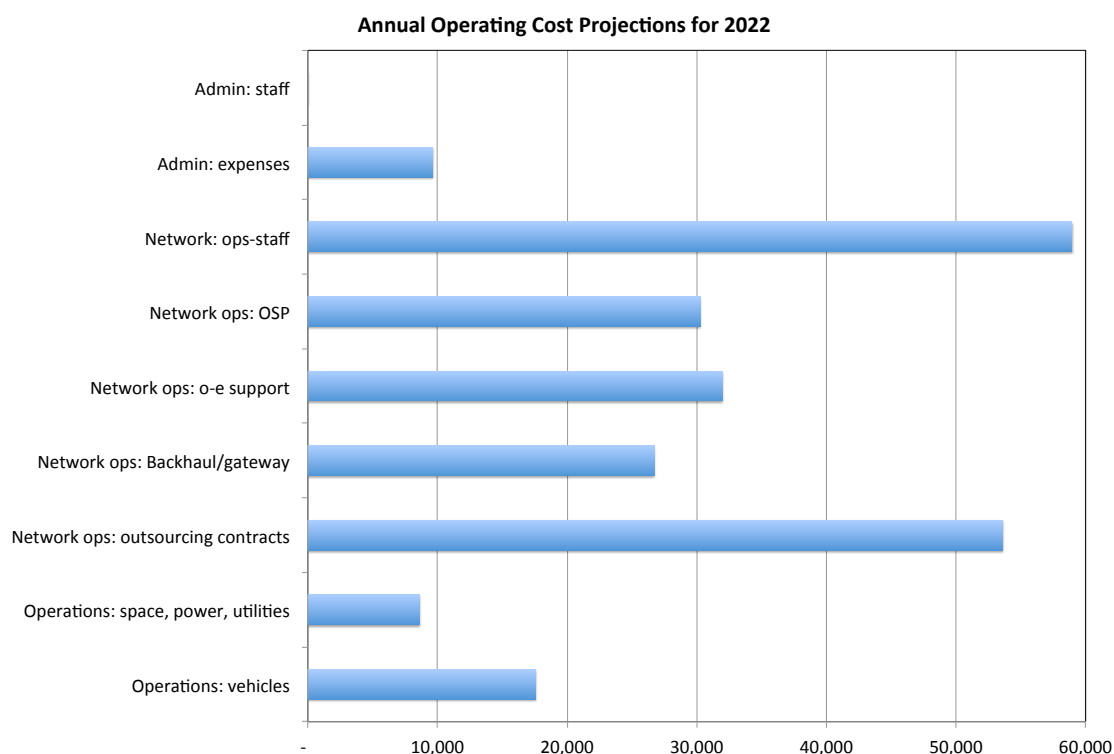


Figure 42 – Operational cost projections for the utility fibre network in 2022.

9.2.8 Financial Projections

To finance the deployment and establish operations as outlined above, the Town would secure two loans from the Alberta Capital Finance Authority (ACFA). As loan terms cannot exceed the useful life of the assets they cover, a shorter term, eight-year loan to cover the opto-electronics and a 25-year loan to cover the passive network and start-up costs. Whereas the opto-electronics will likely need to be upgraded every eight years or so, the passive network assets should last over 30. Interest rates are as per the published ACFA rates as of August 15, 2017 (25 years at 3.076% and 10 years at 2.430% – interest is not quoted for an 8-year term). Operating expenditures cover interest payments. Loan amounts must be sufficient to cover the deficits.

Model financial parameters assumed in the projections are detailed in the Table 18. Loan amounts are maximums only, the actual amounts required are drawn down in tranches once a year. Revenue and cost inflation are set to 1% and 2% respectively. The technology/bandwidth – Tech/BW – improvement factor accounts for the decreasing cost of electronics with time. In the model, network electronics are replaced every eight years. Contingencies and tax rates are set to zero.

Table 18 – Assumed Financial Parameters

General Parameters		Contingencies		Long Term Loan	
CDN\$/US\$	1.350	OpEx contingency	0.00%	Loan Principal Limit	5,000,000
Inflation - revenue	1.00%	CapEx contingency	0.00%	Term, yr	25
Inflation - cost	2.00%			Interest rate	3.076%
Tech/BW improvement factor	15.00%				
Grant Funding		Tax Considerations		Short Term Loan	
Grant funding	0	Include tax	No	Loan Principal Limit	800,000
		Corp. tax rate - small bus	12.50%	Term, yr	7
		Small bus limit	500,000	Interest rate	2.430%
		Corporate tax rate - bus	27.00%		

Cashflow results for this scenario are summarized in Table 19. Though the operation goes cashflow positive in year 4¹⁰², with debt servicing considered, the overall financials do not go cashflow positive until year 12. As the required capital must therefore be sufficient to cover an 11-year deficit, some \$4.98M in capital will be required to fund the operation. By year 15, approximately 19,371 is being returned to the Town annually.

Table 19 – Utility Model Results Summary for High Prairie

	Results
Years to positive cashflow	
Operating	3
With debt servicing (p&i)	11
Financing	
Start-up capital required	4,984,587
Net Cashflow - before debt servicing	
Profit - annual at 10 yr	104,498
Profit - annual at 15 yr	190,381
Net Cashflow - after debt servicing	
Profit - annual at 10 yr	0
Profit - annual at 15 yr	19,371

In graphical form, the non-discounted cashflow chart for the proposed utility appears in Figure 43. The capital (red) required to finance the project is shown to pretty much all be required upfront and the financing must be sufficient to maintain a net cashflow of at least zero. Operational sustainability is determined by the gap or difference between the revenue (blue) and operational expenditure (green) lines whereas overall sustainability, which includes principal repayment, is the difference between the revenue (blue) and the operational + principal repayment (dotted blue) lines. The bigger the gap, the better. The net overall cashflow line is the dotted orange line.

The operating margin is positive in year 4 and, with debt service payments, the operation goes cashflow positive in year 12. While technically these numbers work, operationally, the risk is too high due to the negligible margins and resulting deficits. Given the small client base available in High Prairie and the importance of scale to operational sustainability, these initial results are typical for communities with populations less than around five thousand people.

Options to improve margins sufficiently that a community might elect to pursue a deployment are many and varied. With only 900 premises, for example, Valleyview now has a model in which their numbers work. Options to be considered include:

- Assist your ISPs with marketing to increase penetration rates above 50/70%; support efforts to create a 'culture of use' among High Prairie residents and businesses.

¹⁰² With three years to positive cashflow, the project goes cashflow positive in year 4.

- Increase operational scale by servicing other communities. The impact of combining forces with both the County and neighbouring hamlets, First Nations, and Métis Settlements is discussed in the next section (9.3 – An Inclusive Regional Network).

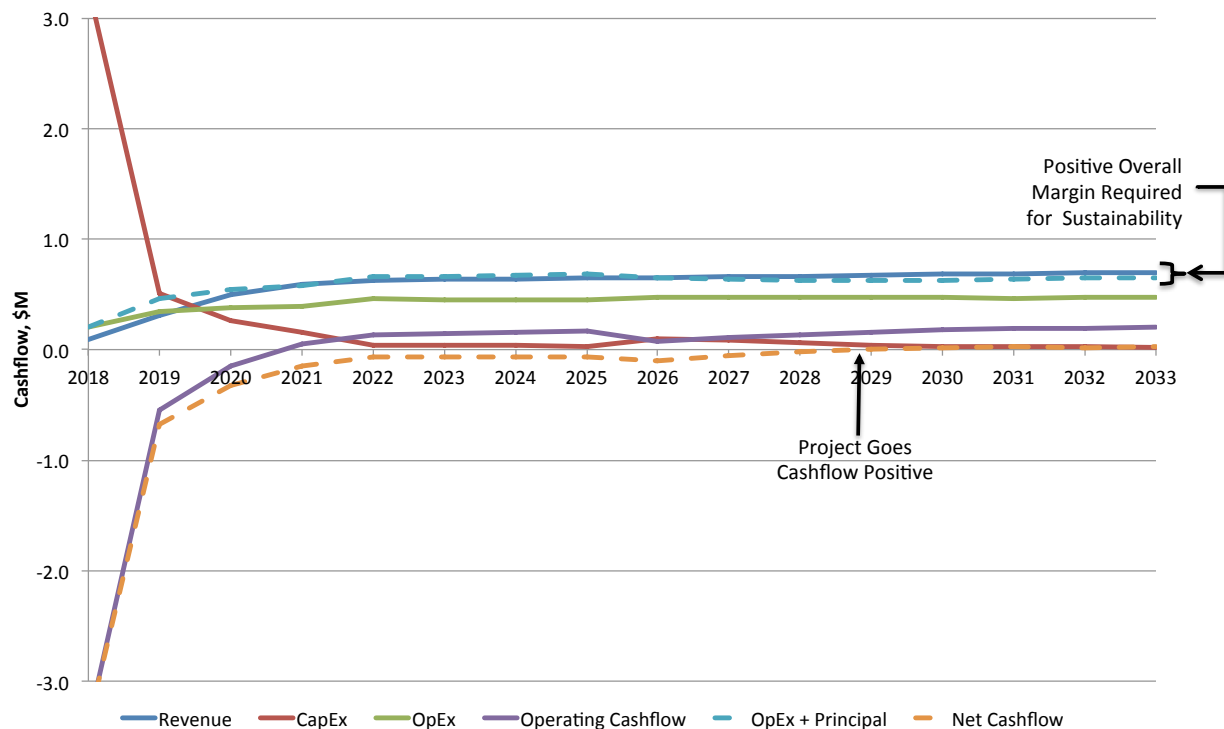


Figure 43 – Non-discounted cashflow projections for High Prairie.

- If the power poles in High Prairie are in good order, an aerial deployment would reduce deployment costs by 40%, thus decreasing the required debt load and repayment schedule.
- Reduce the debt service payments by perhaps (1) obtaining grant funding, (2) attracting local capital, or (3) covering some of the build (say the drops) via the tax roll.
- The wholesale network access rate is set to \$80/mo/subscriber. While this could be increased to \$85 or \$90/mo, the higher rates decrease service provider margins. Other charging arrangements are also possible. C-Net, for instance might charge a much lower rate, but on all serviceable premises, regardless of how many take service.
- Assumed O-Net terms for network management services are budgetary. It may be possible to negotiate lower rates or different terms.
- Reduce operational costs by leveraging local resources and staff or outsourcing to a competent service provider.

The actions above provide proactive ways that the Town could manage financial risks and create a path toward financial sustainability of C-Net operations.

9.3 Big Lakes County – An Inclusive Regional Network

9.3.1 Context

Within the PREDA, Big Lakes County and its partner communities have recognized the importance of broadband and looking for solutions to move forward. Indeed, Big Lakes County took the initiative to obtain Alberta Community Partnership (ACP) funding for a detailed study for the County, inclusive of the municipalities, First Nations, and Métis settlements within its boundaries – specifically High Prairie, Swan Hills, the hamlets of Enilda, Faust, Grouard, Jossard, and Kinuso, the Kapewe'no First Nation, and the

Métis settlement of Gift Lake. The study – *Inter-municipal Broadband Discovery Project* – will leverage the results of this work and then develop more detailed financials to evaluate the options of most interest to the County. As the more detailed financials have already been developed, they will be used in the analyses presented below – thereby increasing both the accuracy and credibility of the financial results presented. As the results represent a sustainable option at the scale of a very rural County, the model presented will likely be replicable to other counties and MDs throughout Northern Alberta.

A map of the County appears in Figure 44. Towns and hamlets are marked with orange and yellow pins. First Nations areas are shaded yellow and Métis Settlements are shaded purple. SuperNet access sites are shown with yellow text and circles. SuperNet access sites enable connections back to Internet exchanges in Edmonton and Calgary without the need for additional fibre deployment. Each community network must at least indirectly connect back to an Internet Exchange.

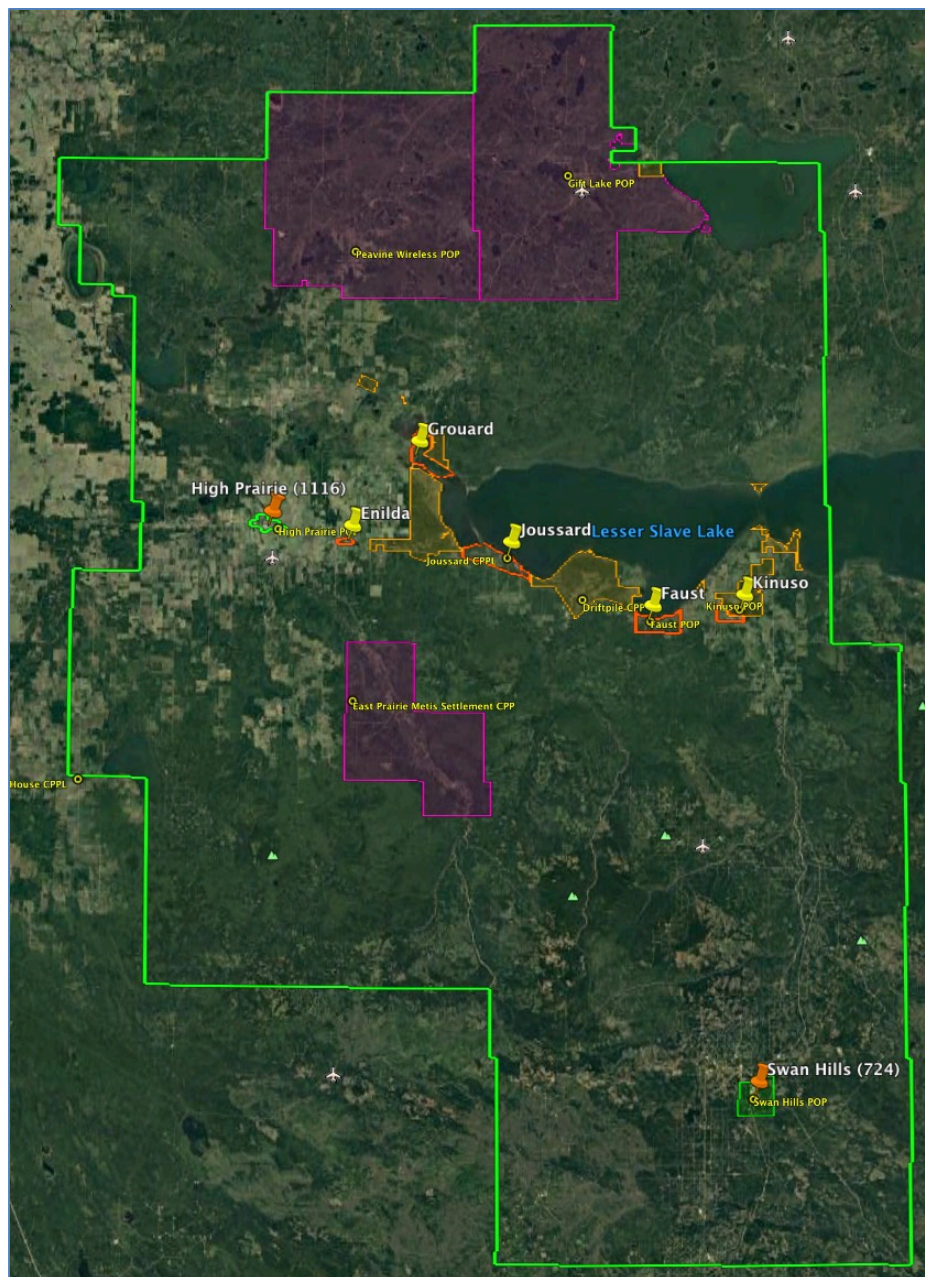


Figure 44 – Big Lakes County.

9.3.2 Business Structure

Assume that Big Lakes, inclusive of all the municipalities, First Nations, and Métis settlements within its boundaries (hereinafter referred to collectively as 'Big Lakes') deploys an open-access, lit fibre-optic network that will make world-class, fully scalable broadband infrastructure available to every home and business in the towns of High Prairie, Swan Hills, the hamlets of Enilda, Faust, Grouard, Jossard, and Kinuso, the Kapewe'no First Nation, and the Métis settlement of Gift Lake. Based on Big Lakes' desire to leverage local ISP capabilities, the wholesale network option in which these communities collectively deploy an open-access network and make it available to the ISPs is most appropriate. Hence, the baseline implementation considered appears in Figure 45 below.

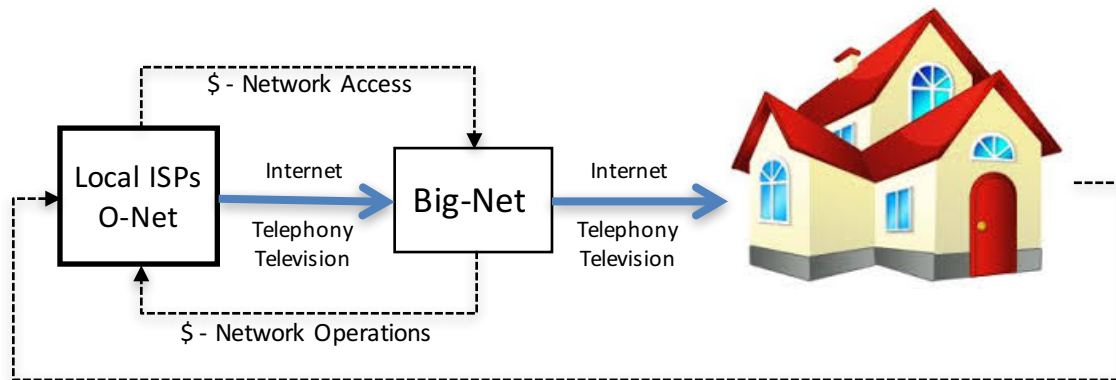


Figure 45 – Utility network model.

To keep things simple, assume that Big Lakes County will outsource management of its network to O-Net, simply because O-Net has in-house fibre/opto-electronics expertise. Network operations include arranging for client connections (client yard surveys, drops, and opto-electronics) to the network as well as network monitoring, operations, locating, and repair services. Contractor charges for drop installations and cable-cut repairs as well as costs for the optical network terminals (ONTs) required in client premises to connect to the fibre optic cable, including installation, will be billed back to Big-Net. Monthly costs for the software required to maintain the network and premise gateways (ONTs) will be Big-Net's responsibility as well.

With this arrangement, local providers such as CCI, I Want Wireless, Lakeshore, and the others can each contract access to Big-Net and utilize the network to deliver services over fibre to residents and businesses. This allows the ISPs to leverage their current service portfolio and support processes and increase their client base without a commensurate expenditure of capital. For this access, though, each ISP would compensate Big-Net based on, say, the number of subscribers it served. Each connecting ISP would be responsible for all marketing, sales, home installations beyond the ONT, client support/help desk, and service delivery.

9.3.3 Deployment Capital

Big Lakes has on and off plans to lay a new waterline from High Prairie to Jossard. Should the build proceed, it could be leveraged to deploy a fibre backbone that could connect to all communities along the way at a small marginal cost. The connection would save operational expenses associated with utilizing several SuperNet access points and also enable fibre connections to farms and ISP towers along the way. The route (yellow), along with the ISP towers (green triangles) is shown in Figure 46. Without the benefit of the waterline build, deployment cost for the fibre/conduit along the routes would run about \$732k.

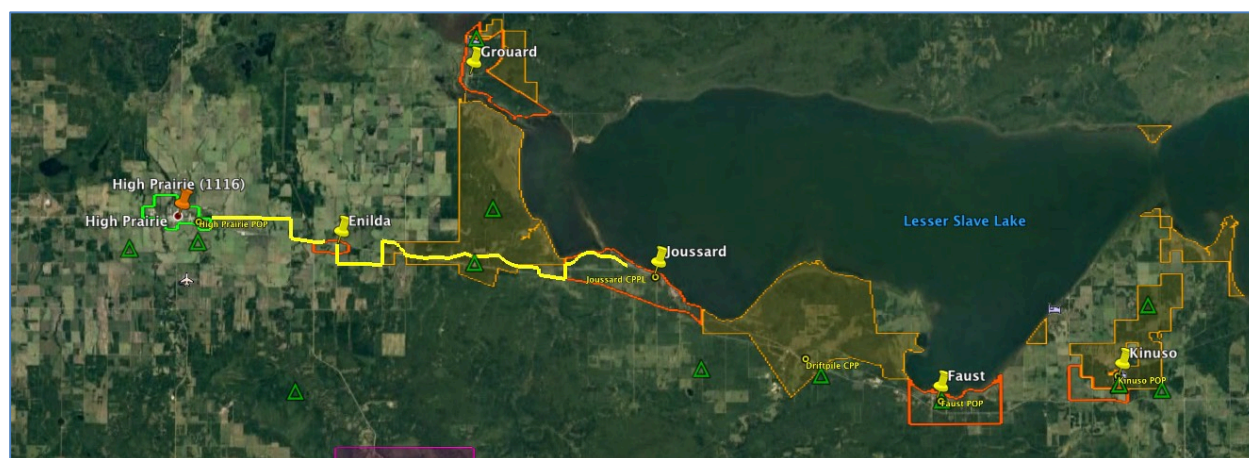


Figure 46 – Utility fibre network for Big Lakes.

The capital costs to deploy both the connection network and access networks in each community are shown in Table 20. In this context, access refers to laying fibre that passes every premise in a municipality. Later, when a premise orders service, a fibre drop connection from the premise to the fibre running past the premise will be needed. Overall cost, should the entire network be deployed, comes to about \$12.9M. In the financial projections which follow, the year of deployment for each community is shown in the tan coloured row. Overall, the network will be deployed over the four-year period from 2018 to 2021.

Table 20 – Deployment Cost Summary

Network Component	County Backbone	Towns & Villages		Hamlets / First Nations / Métis Settlements						
		High Prairie	Swan Hills	Enilda	Faust	Gift Lake	Grouard	Jousard	Kinuso	County Near Kinuso
Year of Deployment		2018	2019	2019	2020	2020	2020	2021	2021	2021
Feeder	642,135	724,418	484,316	89,516	429,820	1,005,850	339,744	800,219	263,867	376,511
Distribution	-	1,358,445	1,336,975	208,530	453,575	740,340	413,015	578,365	322,930	514,240
Subtotal - civil construction	642,135	2,082,863	1,821,291	298,046	883,395	1,746,190	752,759	1,378,584	586,797	890,751
Mobilization/De-mobilization	12,843	41,657	36,426	5,961	17,668	34,924	15,055	27,572	11,736	17,815
Engineering, Permitting, and Planning	77,056	293,409	247,614	35,766	106,007	209,543	90,331	165,430	70,416	106,890
Activation: Fibre Micro-cabling	-	46,000	36,000	4,000	20,000	38,000	20,000	38,000	12,000	16,000
Grand-total, deployment	732,034	2,463,929	2,141,331	343,772	1,027,070	2,028,657	878,145	1,609,586	680,949	1,031,456
										12,936,929

To become functional, drop connections to those premises subscribing to ISP services as well as network electronics will be needed. As the network is deployed incrementally over a number of years, to provide a breakdown of the overall capital expenditures a cumulative multi-year view is needed. Using the cumulative capital expenditures over the first five years of operation, a breakdown of the expenditures appears in the pie chart in Figure 47. Excluding the backbone connection¹⁰³, the pie chart represents expenditures of \$17.1M and assumes that the ISPs using the network obtain a collective market penetration of 50% of the residential and 70% of the business communities.

9.3.4 Markets & Revenue

As retail service suites (Internet, telephone, and television) come from the ISPs using the network, Big-Net revenues are based on the payments collected from the ISPs using the network. While there are

¹⁰³ The financial projections assume the use of SuperNet connections in each 'urban' centre.

various ways these payments can be structured, the financials presented below assume that each ISP pays a flat monthly fee to Big-Net for each client they connect to. The fees assumed are:

	Residential	Commercial
Wholesale Network: \$/mo	80.00	80.00

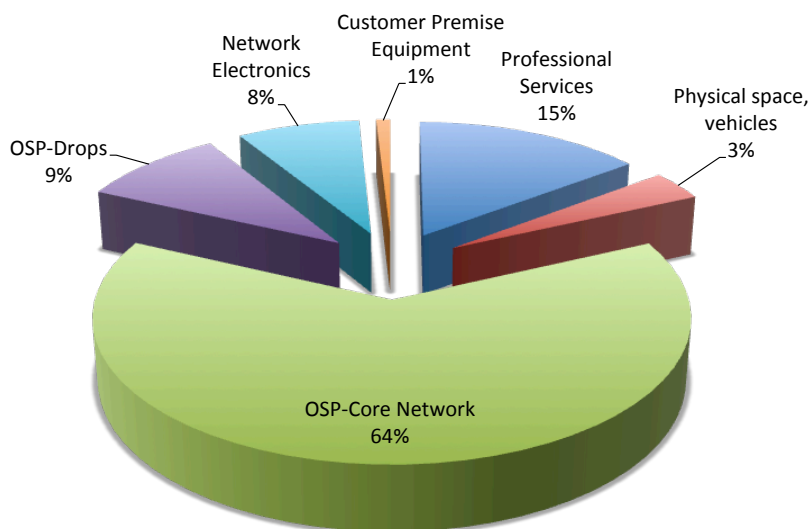


Figure 47 – Cumulative capital expenditures from 2018 to 2022.

Revenue is thus determined by the penetration rates realized by the ISPs providing services. Assumed penetration rates are shown below.

	Assumed Penetration Rates			
	Year 1	Year 2	Year 3	Year 4 on
	1	2	3	4
Residential penetration	20%	35%	45%	50%
Business penetration	30%	50%	65%	70%

9.3.5 Operations

Operational costs include payments to O-Net for network management and monitoring services and for local technical staff required to maintain the network. A breakdown of the expenses, as estimated for the 2022 operating year, appears in Figure 48 for the scenario proposed. . In the chart, Admin, ops, o-e, and mktng refer to administration, operations, opto-electronics, and marketing respectively. All service-related costs are zero as responsibility for those remains with the ISPs.

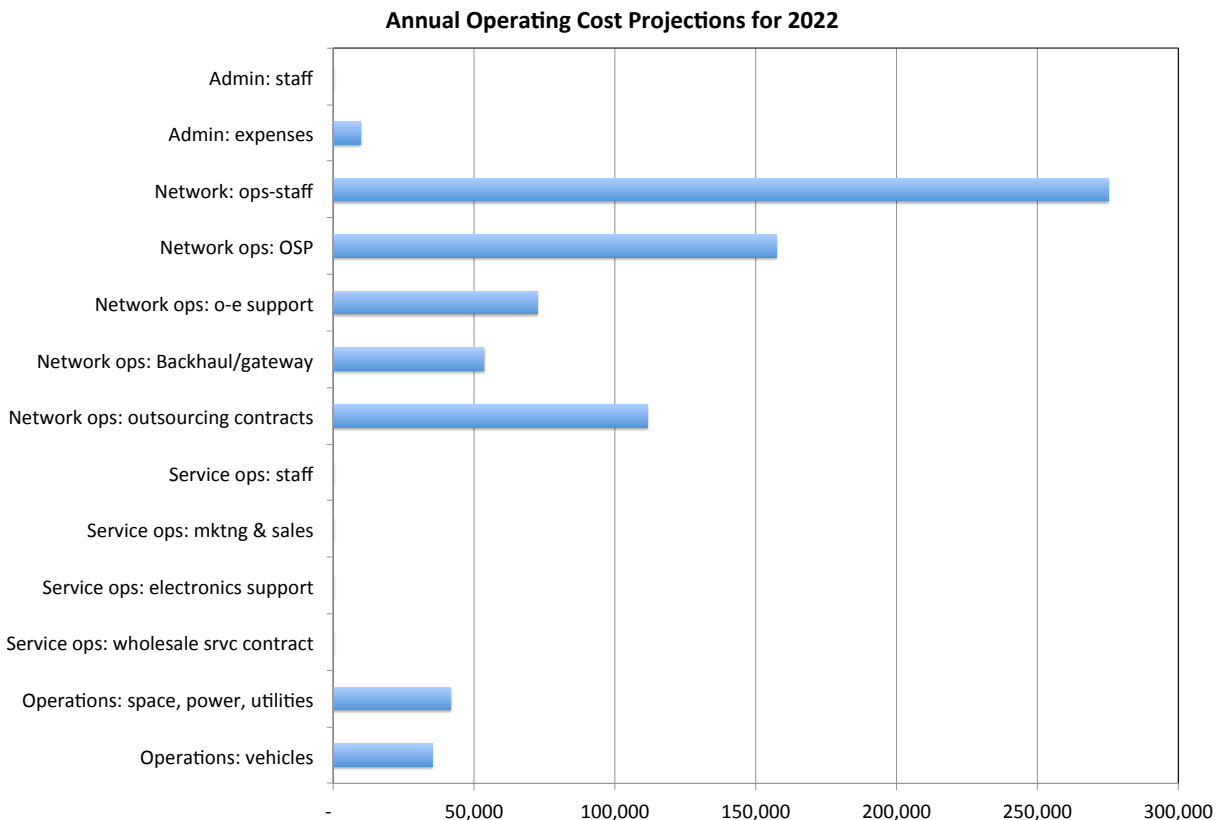


Figure 48 – Annual operational cost projections for the utility fibre network in 2022.

9.3.6 Financial Projections

As can be seen in the summary results shown in Table 21, the wholesale network operation for the County goes cashflow positive in year 6 and in year 7 when debt-servicing is included. Based on the deployment and operational models assumed, overall capitalization for the project would come to approximately \$17.8M. Without access to grant funding or a cash infusion from either the County or the municipalities to finance the project, Big Lakes would need to arrange for both a short and a long-term loan from the Alberta Capital Finance Authority (ACFA) – an eight-year debenture to cover opto-electronics and a twenty-five year debenture to cover the longer term (fibre) assets and start-up costs. By year 10, approximately \$277,359 is being returned to the County annually. By year 15, this has grown to \$517,897. Overall, the operation would be both profitable and sustainable.

Table 21 – Utility Model Results Summary for Big Lakes

	Results
Years to positive cashflow	
Operating	5
With debt servicing (p&i)	6
Financing	
Start-up capital required	17,826,835
Net Cashflow - before debt servicing	
Profit - annual at 10 yr	906,529
Profit - annual at 15 yr	1,153,273
Net Cashflow - after debt servicing	
Profit - annual at 10 yr	277,359
Profit - annual at 15 yr	517,897

In graphical form, the non-discounted cashflow chart for the proposed deployment appears in Figure 49.

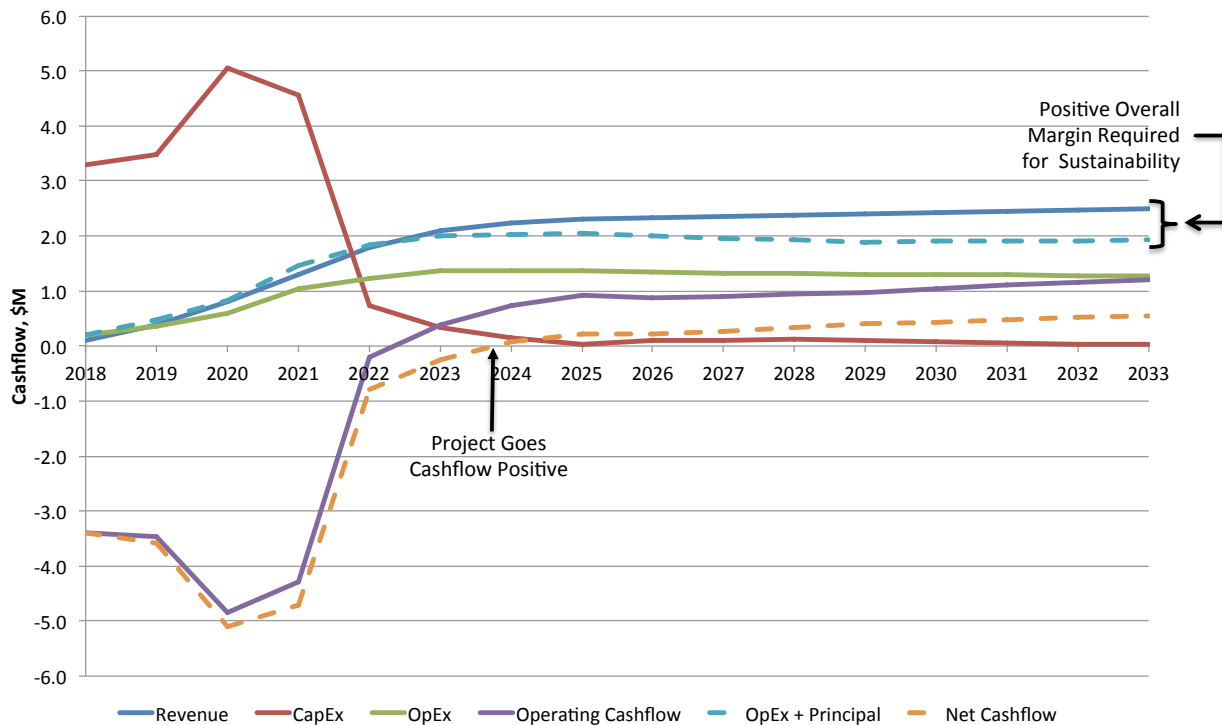


Figure 49 – Non-discounted cashflow projections for Big Lakes County regional network.

As before, the capital (red) required to finance the project is shown to pretty much all be required upfront to cover the deployment costs and initial operating deficits – financing must be sufficient to maintain a net cashflow of at least zero. Operational sustainability is determined by the gap or difference between the revenue (blue) and operational expenditure (green) lines whereas overall sustainability, which includes principal repayment, is the difference between the revenue (blue) and the operational + principal repayment (dotted blue) lines. The bigger the gap, the better. The net overall cashflow line is the dotted orange line.

Interestingly, though more expensive, the regional network represents a more sustainable business model than does that for High Prairie alone. The reason has to do with both scale – with more clients involved, operations of a regional network are more efficient than that of a smaller operation such as proposed for High Prairie, and the fact that improved services in the truly rural areas come from enhanced ISP equipment on fibre connected towers as opposed to a fibre network designed to connect individual farms.

9.4 MD of Smoky River – An Inclusive Regional Network

9.4.1 Context

With under a third of the population of Big Lakes County and almost as low a premise density, establishing an inclusive fibre network in the MD of Smoky River is a challenge operationally. However, should the MD partner with Big Lakes, operational efficiencies would improve for both.

A map of the County appears in Figure 50. Towns and villages are shown with orange pins, hamlets with yellow. Fixed wireless towers are represented by green triangles and the proposed backbone fibre route to connect key ISP towers is shown in yellow.

Deploying the backbone fibre route shown would enable connections to the majority of ISP towers in the MD and enable connections to each hamlet. With the low densities, however, justifying the \$3.1M needed to deploy it may be difficult (Table 22). On the other hand, if the MD were to concentrate on FTTP in their three larger centres of Fahler, McLennan, and Donnelly, they could establish a good base from which to move further into the rural areas. Meanwhile, they could leverage linear civil infrastructure builds such as waterline deployments and road rehabilitation work to decrease the overall cost of deployment.

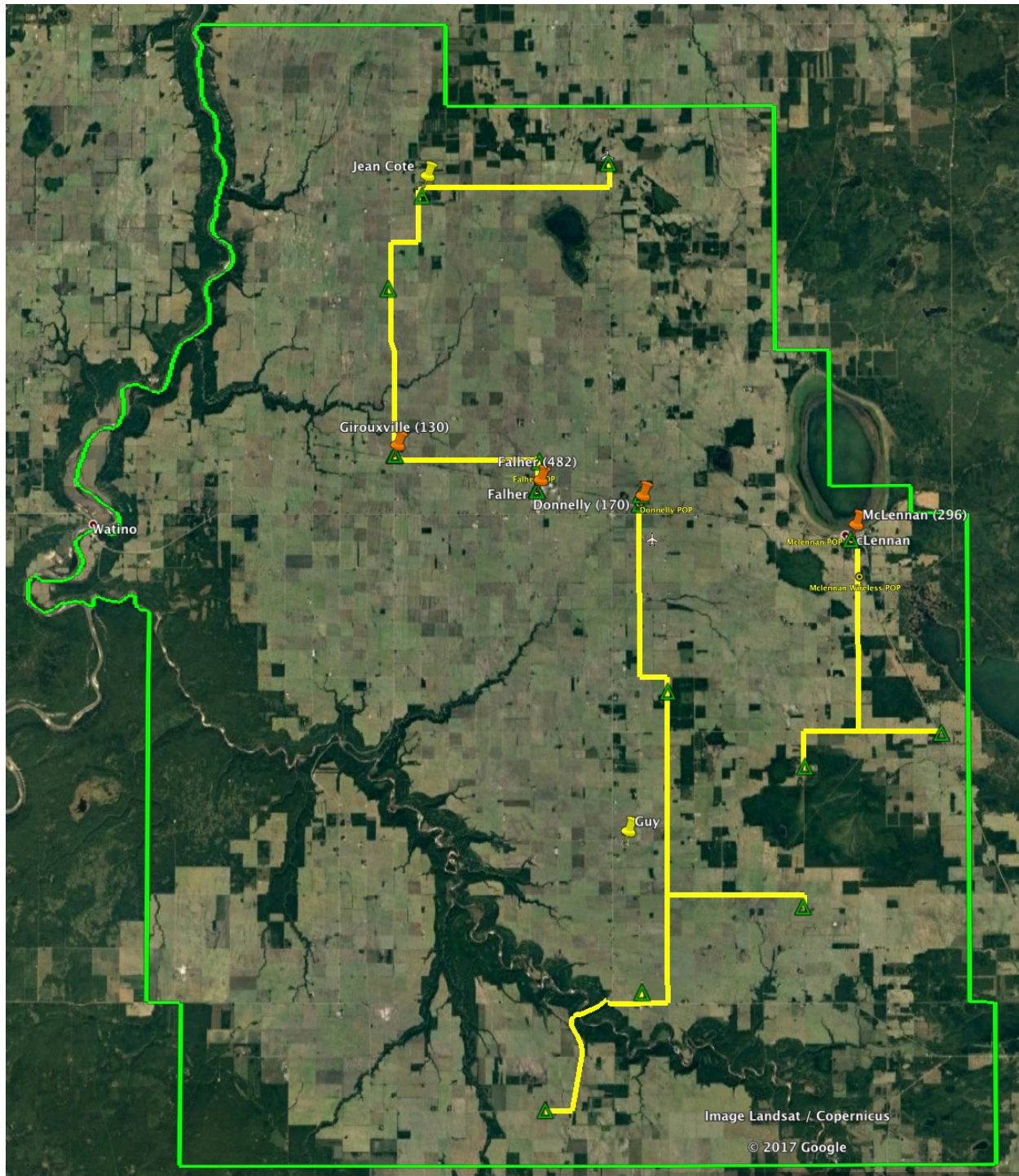


Figure 50 – MD of Smoky River.

9.4.2 Business Structure

Assume that the MD chose to deploy an open-access, lit fibre-optic network access network in each of its three largest centres and make world-class, fully scalable broadband infrastructure available to every home and business within those communities. Based on a presumed desire to leverage local ISP capabilities, the assumed business model for the utility network is shown in Figure 51.

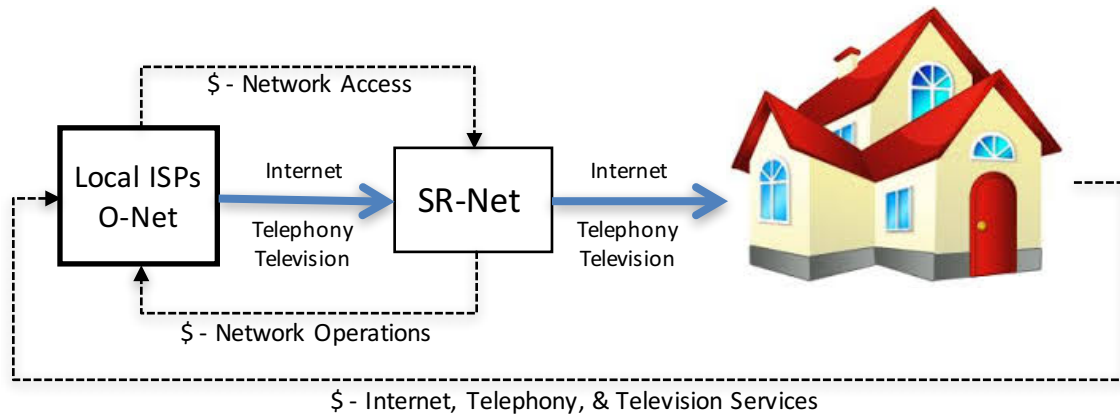


Figure 51 – Utility network model.

To keep things simple, assume that the MD of Smoky River will outsource management of its network to O-Net, simply because O-Net is one of the few with in-house fibre/opto-electronics expertise. Network operations include arranging for client connections (client yard surveys, drops, and opto-electronics) to the network as well as network monitoring, operations, locating, and repair services. Contractor charges for drop installations and cable-cut repairs as well as costs for the optical network terminals (ONTs) required in client premises to connect to the fibre optic cable, including installation, will be billed back to SR-Net. Monthly costs for the software required to maintain the network and premise gateways (ONTs) will be SR-Net's responsibility as well.

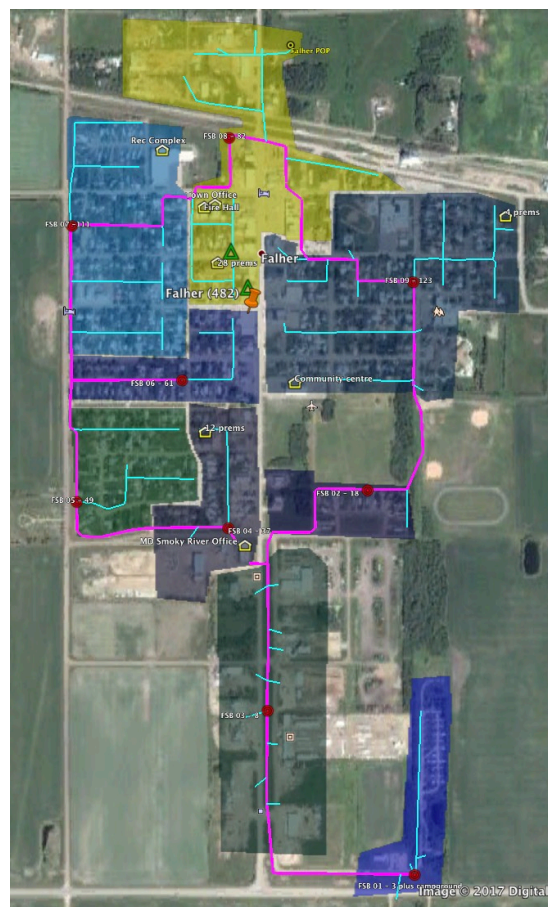
With this arrangement, providers such as CCI, I Want Wireless, and others can each contract access to SR-Net and utilize the network to deliver services over fibre to residents and businesses. This allows the ISPs to leverage their current service portfolio and support processes and increase their client base without a commensurate expenditure of capital. For this access, though, each ISP would compensate Big-Net based on, say, the number of subscribers it served. Each connecting ISP would be responsible for all marketing, sales, home installations beyond the ONT, client support/help desk, and service delivery.

9.4.3 Deployment Capital

The capital costs to deploy both the connection network and access networks in each community are shown in Table 22. In this context, access refers to laying fibre that passes every premise in a municipality. Later, when a premise orders service, a fibre drop connection from the premise to the fibre running past the premise will be needed. Overall cost, should the entire network be deployed, comes to about \$4.88M. In the financial projections which follow, only the community deployments will be considered – which, based on the high-level designs in Figure 52, reduces the overall deployment cost to \$1.72M. Assume the access networks are all deployed in 2018.

Table 22 – Deployment Cost Summary

Network Component	County Backbone Routes			Towns & Villages		
	From Fahler SN POP	From McLennan SN POP	From Donnelly SN POP	Fahler	McLennan	Donnelly
Year of Deployment				2018	2018	2018
Feeder Distribution	566,802	320,895	892,794	261,719	214,668	25,670
	-	-	-	366,170	308,350	228,160
Subtotal - civil construction	566,802	320,895	892,794	627,889	523,018	253,830
Mobilization/De-mobilization	8,502	4,813	13,392	12,558	10,460	5,077
Engineering, Permitting, and Planning	85,020	48,134	133,919	105,697	87,976	41,126
Activation: Fibre Micro-cabling	294,624	192,537	491,715	103,598	50,265	6,450
Grand-total, deployment	954,948	566,380	1,531,820	849,741	671,720	306,483
						4,881,092



Fahler



Donnelly



McLennan

Figure 52 – FTTP network layouts.

To become functional, drop connections to those premises subscribing to ISP services as well as network electronics will be needed. As the network is deployed incrementally over a number of years, to provide a breakdown of the overall capital expenditures a cumulative multi-year view is needed. Using the cumulative capital expenditures over the first five years of operation, a breakdown of the

expenditures appears in the pie chart in Figure 53. Excluding the backbone connection, the pie chart represents expenditures of \$3.4M and assumes that the ISPs using the network obtain a collective market penetration of 50% of the residential and 70% of the business communities.

9.4.4 Markets & Revenue

As retail service suites (Internet, telephone, and television) come from the ISPs using the network, Big-Net revenues are based on the payments collected from the ISPs using the network. While there are various ways these payments can be structured, the financials presented below assume that each ISP pays a flat monthly fee to Big-Net for each client they connect to. The fees assumed are:

	Residential	Commercial
Wholesale Network: \$/mo	80.00	80.00

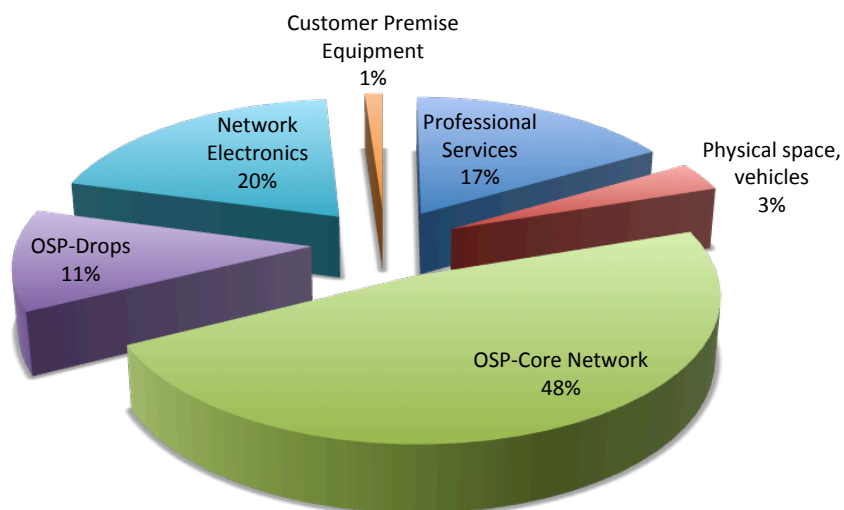


Figure 53 – Cumulative capital expenditures from 2018 to 2022.

Penetration rates are the same as those assumed for Big Lakes.

9.4.5 Operations

Operational costs include payments to O-Net for network management and monitoring services and for local technical staff required to maintain the network. A breakdown of the expenses, as estimated for the 2022 operating year, appears in Figure 54 for the scenario proposed. All service-related costs are zero as responsibility for those remains with the ISPs.

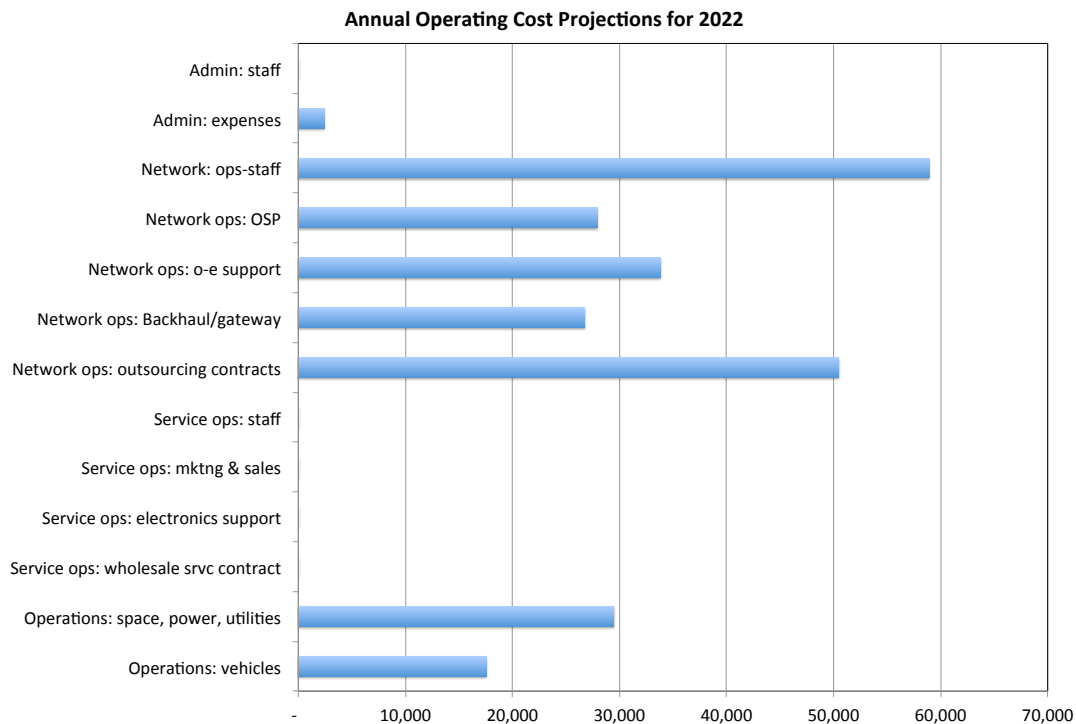


Figure 54 – Annual operational cost projections for the utility fibre network in 2022.

9.4.6 Financial Projections

Cashflow results for this scenario are summarized in Table 23. Though the operation goes cashflow positive in year 5¹⁰⁴, with debt servicing considered, the overall financials do not go cashflow positive until year 12. Based on the deployment and operational models assumed, overall capitalization for the project would come to approximately \$4.1M – some of which has to do with the need to cover 11 years worth of operational deficits. Without access to grant funding or a cash infusion to finance the project, the MD would need to arrange for both a short and a long-term loan from the ACFA – an eight-year debenture to cover opto-electronics and a 25-year debenture to cover the longer term (fibre) assets and start-up costs. By year 15, approximately \$45,846 is being returned to the Town annually.

Table 23 – Utility Model Results Summary for the MD of Smoky River

	Results
Years to positive cashflow	
Operating	4
With debt servicing (p&i)	11
Financing	
Start-up capital required	4,055,364
Net Cashflow - before debt servicing	
Profit - annual at 10 yr	110,062
Profit - annual at 15 yr	182,934
Net Cashflow - after debt servicing	
Profit - annual at 10 yr	0
Profit - annual at 15 yr	45,846

¹⁰⁴ With four years to positive cashflow, the project goes cashflow positive in year five.

In graphical form, the non-discounted cashflow chart for the proposed deployment appears in Figure 55. As before, the capital (red) required to finance the project is shown to pretty much all be required upfront to cover the deployment costs and initial operating deficits – financing must be sufficient to maintain a net cashflow of at least zero. Operational sustainability is determined by the gap or difference between the revenue (blue) and operational expenditure (green) lines whereas overall sustainability, which includes principal repayment, is the difference between the revenue (blue) and the operational + principal repayment (dotted blue) lines. The bigger the gap, the better. The net overall cashflow line is the dotted orange line.

The operating margin is positive in year 5 and, with debt service payments, the operation goes cashflow positive in year 12. While technically these numbers work, operationally, the risk is too high due to the negligible margins and resulting deficits. Given the small client base available in the MD and the importance of scale to operational sustainability, these initial results are typical for communities with aggregate populations less than around five thousand people.

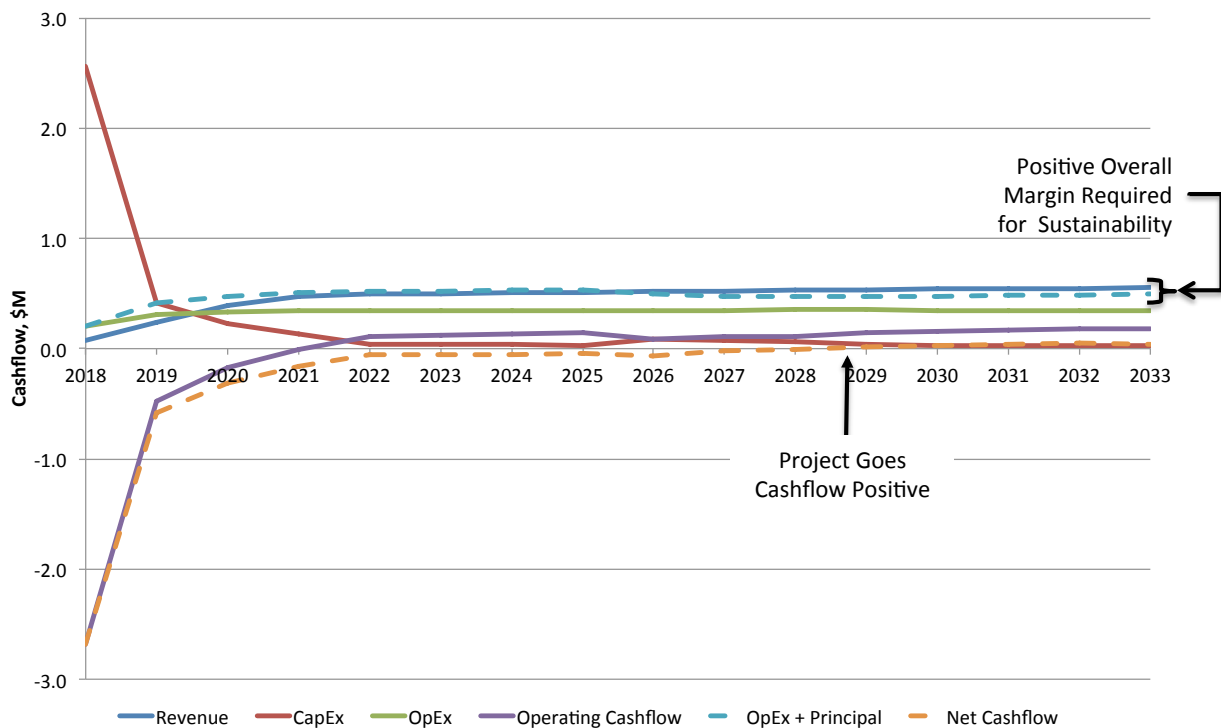


Figure 55 – Non-discounted cashflow projections for Smoky River regional network.

Options to improve margins sufficiently that a community might elect to pursue a deployment are many and varied. With only 900 premises, for example, Valleyview now has a model in which their numbers work. Options to be considered were outlined in Section 9.2.7 – Financial Results for High Prairie.

The actions above provide proactive ways that the Town could manage financial risks and create a path toward financial sustainability of SR-Net operations.

9.5 Extrapolating the Results

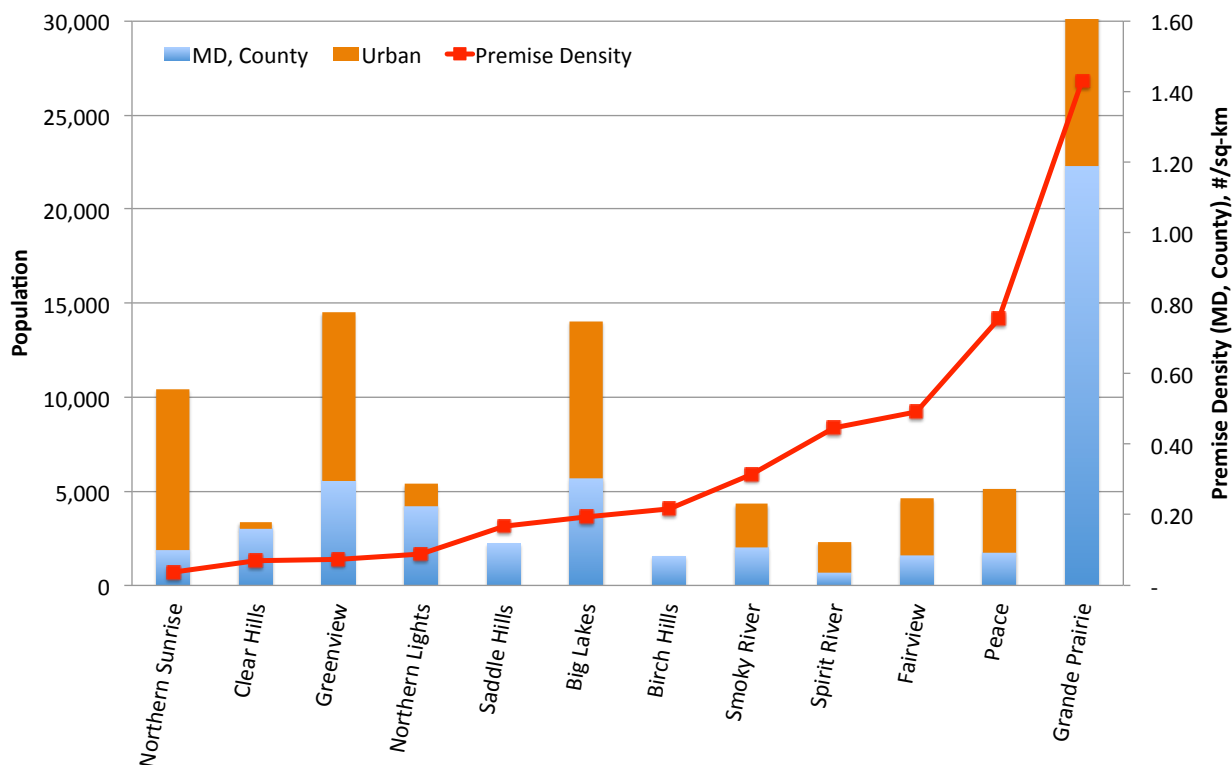
9.5.1 Municipal Networks

The financials presented for High Prairie illustrate the issues communities such as Fairview, Beaver Lodge, Sexsmith, and Grimshaw will face when evaluating a community fibre access options. Financials for smaller communities such as Wembly, Manning, and Fahler can be found in the report for GROWTH Alberta – they are similar in size to Swan Hills. As High Prairie is large relative to most member communities and the financials are marginal, the idea will be to bring together several communities within reasonable proximity together and then leverage the larger client base to improve efficiency and margins. In general, the minimal aggregate size for buried builds is between 2 and 3 thousand premises. Other options to improve the financials for smaller centres were discussed in Sec. 9.2.

9.5.2 Regional Networks

Given the importance of scale, should Big Lakes County proceed to establish a regional network operation, the operation could easily be expanded to encompass both the MD of Smoky River and others within the PREDA footprint – to mutual benefit of all communities involved.

Figure 56 provides a view of the population and densities for each MD and county in PREDA. The blue bars show the population of each MD or county and red squares show the population density. The orange bars bring in the populations of the cities, towns, and villages within each MD or county.



(The orange bar for Grande Prairie extends to a population of 93k.)

Figure 56 – Population and density profile for MDs and counties in PREDA.

The financials developed above for Big Lakes County indicate that a regional utility-based fibre network is possible and would be sustainable over the longer term. Though the county density is low, the

population is concentrated along several corridors and with the urban centres involved, the operational scale is sufficient, but not by much.

Given the similarities in population and density, it would seem that a similar regional fibre option would work for Northern Sunrise and Greenview. This is not the case, though, and both will have difficulty making the numbers work. The primary urban centre in Northern Sunrise is Peace River, which has TELUS fibre. Greenview's issue is that Grande Cache is far enough from the other centres that pooling operations with them may not be practical.

With both lower densities and fewer population centres, without grant funding or aerial deployments, wireless will likely remain the dominant option for Clear Hills, Northern Lights, Saddle Hills, and Birch Hills. With a higher density, the numbers for Smoky River are promising. With higher densities, limited fibre networks focused on the urban centres are likely possible for Spirit River, Fairview, and Peace. Many options are available to the County of Grande Prairie.

10 Next Steps

While regional and municipal options do involve more responsibilities and risks than simply transferring control to private enterprise, they come with significant advantages. As well, to manage the level of their involvement, close to turn-key options do exist and can be easily incorporated into regional, sub-regional, and community deployment programs – once the community has decided upon the business and governance structure, operational arrangements, and financing.

Given the positive results for a regional network utility option presented above, the next step for Big Lakes County is simply to complete their *Inter-municipal Broadband Discovery Project*. Upon completion, they will have much more detailed understanding of the costs and will have properly evaluated the governance, ownership, deployment, operations, and financing options available to them. Beyond that, they would move to develop a more formal Business Plan.

Whether or not the MD of Smoky River or the other Counties and MDs within PREDA, elect to move (or, for those that already are, continue moving) forward with broadband now or not, in order to position for future broadband planning and expansion, the following interim straightforward and inexpensive approaches to enabling significant future cost-savings should be considered:

Municipal Planning:

- Work with PREDA to leverage planning/policy and financial resources;
- Develop a Broadband Services Strategic plan specific to your community;
- Embed fibre network requirements in internal IT planning processes; and
- Accelerate currently planned IT infrastructure deployment.

Leverage Planned Civil Works:

- Develop a policy for including installation of fibre conduit as part of applicable and appropriate town and county infrastructure projects, such as road (re)construction and water / wastewater projects.

Position for the future:

- Require that the inclusion of fibre conduit be a mandatory requirement in all applications for new residential and businesses development permits; and
- Adopt an inside wiring standard with Cat-5 wiring as the minimum standard.

11 Conclusions

Whereas wealth creation in the industrial era required significant physical resources, access to raw materials, manpower, and efficient transportation, wealth creation in knowledge-based economies is largely independent of place, local resources, and physical assets. In contrast, wealth now arises from human ingenuity, intellectual property, and novel business models. With growth and development timeframes in the new economy largely unconstrained by the building of physical infrastructure and the movement of goods and services, knowledge-based businesses often grow exponentially. As a foundational cornerstone of these emerging systems of wealth creation, access to information and communications technology has become critical to sustainable economic development in virtually every community and society on the planet.

Through this work, PREDA members are now in a better position to weigh their options and select those that best align with each's vision for the future of their area. Enhancing broadband has the potential to set the stage to dramatically and positively impact the fabric of life throughout the region by helping to enable exceptional network services; learn-in-place, work-in-place, and age-in-place opportunities for

all generations; innovation and diversification in every economic sector; and positioning the region's brand as dynamic, progressive and relevant to the future.

To accommodate both present and future economic development needs, facilitate full citizen inclusion, and help eliminate any digital divides within the PREDA region, regionally- or municipally-driven, utility-based, fibre-to-the-premise deployments capable of enabling symmetric access up to and beyond 1 Gb/s to all are recommended. The hybrid fibre wireless infrastructure suggested will cost-effectively scale to meet all future bandwidth requirements, minimize cost to all potential clients, and enable the region to maintain control of critical civic infrastructure. Each of the three business cases developed suggests that each alternative evaluated has the potential to be run on a sustainable basis and, once cashflow positive, will remain so for the foreseeable future.

12 Acronyms

A AAMDC	Alberta Association of Municipal Districts & Counties
ABF	air blown fibre
ACE	Alberta Central East
ACFA	Alberta Capital Finance Corporation
AESO	Alberta Electric System Operator
Alberta HUB	Northeast Alberta Information HUB Ltd.
AlbertaSW	Alberta SouthWest Regional Alliance
AMWWP	Alberta Municipal Water/Wastewater Partnership
APC	Alberta Community Partnership
Arrow	Arrow Technology Group
AUMA	Alberta Urban Municipalities Association
AWS	Amazon Web Services
Axia	AxiaConnect
BAN	base area network
Bell	Bell Canada
Big-Net	Big Lakes network entity
BRAED	Battle River Alliance for Economic Development
CAD\$	Canadian dollars
CAEP	Central Alberta Economic Partnership
CAGR	compounded annual growth rate
CCI	Corridor Communications Inc.
CIRA	Canadian Internet Registration Authority
CRP	Calgary Regional Partnership
CRTC	Canadian Radio-television and Telecommunications Commission
CTI	Connect to Innovate
CWWF	Clean Water and Wastewater Fund
D-B	design-build
D, then B	design, then build
DIY	do it yourself
DOCSIS	Data Over Coaxial Cable Interface Specification
DSL	digital subscriber line
DWDM	Dense Wavelength Division Multiplexing
EAN	extended area network
ED	emergency department
EDT	(Alberta) Economic Development and Trade
EDU	education
EMR	electronic medical record
EQAO	education quality and accountability office
FCM	Federation of Canadian Municipalities

FDH	fibre distribution hub
FTTP	fibre to the premise
GB	giga (109) bits
Gb/s	giga (109) – bits per second
Gb/s	giga (109) – bits per second
GDP	gross domestic product
GLHLM	GoA, Learning, Health, Library, and Municipality
GoA	Government of Alberta
GPON	gigabit passive optical network
GPS	global positioning system
GROWTH Alberta	Grizzly Regional Economic Alliance Society
HDD	horizontal directional drilling
HP-Net	High Prairie network entity
ICMP	Inter-Municipal Collaborative Development Program
ICT	information and communications technology
ID 24	Improvement District No. 24
Infoway	Canada Health Infoway
IoT	internet of things
IRR	internal rate of return
ISED	Innovation, Science, and Economic Development (formerly Industry Canada)
ISP	internet service provider
IT	information technology
ITU	International Telecommunication Union
K-12	kindergarten through 12th grade
kV	kilo volt
LSLEA	Lesser Slave Lake Economic Alliance
LTE	long-term evolution
M	mega, million (106)
M2M	machine-to-machine
MARA	Mackenzie Applied Research Association
Mb/s	mega (106) - bits per second
MD	municipal district
MGA	Municipal Government Act
MGI	McKinsey Global Institute
MH	Medicine Hat
MHz	megahertz
na	not available
NADC	Northern Alberta Development Council
NAICS	North American Industry Classification System
NAIT	Northern Alberta Institute of Technology

NAP	network access point
NOC	Network Operations Centre
NorthwesTel	NorthwesTel Inc.
OICRD	Olds Institute for Community & Regional Development
ONT	optical network unit
OSB	oriented strand board
OSP	outside plant
PA	precision agriculture
PEP	Palliser Economic Partnership
PMP	point-to-multipoint
POP	point-of-presence
PREDA	Peace River Economic Development Alliance
PRiS	Peace River Internet Service Society
PTP	point-to-point
R2B2	Rural and Remote Broadband
REA	Rural Electrification Association
REDA	Regional Economic Development Alliance
REDI	Regional Economic Development Initiative for Northwest Alberta
RFP	request for proposal
RM	regional municipality
RMWB	Regional Municipality of Wood Buffalo
Rogers	Rogers Communications
RPM	remote patient monitoring
Shaw	Shaw Communications
SLA	service level agreement
SMACi	social, mobile, analytics, cloud, IoT
SouthGrow	South Grow Regional Initiative
SR-Net	Smoky River network entity
StatsCan	Statistics Canada
SU	Singularity University
SV	summer village
SWOT	strengths, weaknesses, opportunities, and threats
Taylor Warwick	Taylor Warwick Consulting Limited
TELUS	TELUS Corporation
TSAG	First Nations Technical Services Advisory Group
US	United States (of America)
UTN	Utility Communications Network
vLE	virtual learning environment
W4L	Water for Life
WILD	West Inter-Lake District Regional Water Services Commission

WISP	wireless internet service provider
XplorNet	XplorNet Communications
yr	year

13 Appendices

13.1 Use of Technology in Farming Operations

Country/ Province/ County/ MD / RM	Automated Animal Feeding	Automated Environmental Controls for Animal Housing	Automated Steering (auto- steer)	Computers/ Laptops for Farm Management	GIS Mapping (e.g., soil mapping)	GPS Tech -nology	Greenhouse Automation	Other Tech -nologies	Robotic Milking	Smartphones/ Tablets for Farm Management
Canada	9,405	8,695	39,708	108,655	15,801	58,166	1,579	1,185	1,063	83,071
Alberta	669	680	10,462	23,725	2,589	13,684	143	164	62	19,093
Athabasca	9	8	101	334	25	143	-	1	2	247
Barrhead	17	23	183	359	40	242	3	1	1	276
Big Lakes	1	-	52	135	16	63	-	1	-	113
Birch Hills	2	1	101	120	19	111	-	-	-	106
Bonnyville	4	1	83	290	17	133	2	2	-	221
Clear Hills	1	-	86	171	13	124	-	-	-	139
Fairview	3	4	79	114	24	96	1	-	-	104
Grande Prairie	3	6	255	612	40	308	1	4	-	488
Greenview	8	3	74	268	15	116	-	1	-	208
Lac La Biche	-	-	31	105	8	56	-	-	-	86
Lac Ste. Anne	5	1	61	393	14	117	5	5	-	292
Lamont	4	4	181	380	36	231	1	3	-	286
Lesser Slave River	-	-	9	54	2	20	-	-	-	46
Mackenzie	1	1	196	185	14	236	1	2	-	179
Minburn	3	4	246	349	57	277	1	2	-	304
Northern Lights	-	1	84	199	18	119	1	-	-	154
Northern Sunrise	2	3	60	88	15	67	-	1	-	74
Opportunity	-	-	-	-	-	-	-	-	-	-
Peace	-	1	40	81	4	59	-	-	-	59
Saddle Hills	-	-	87	207	13	111	-	-	-	159
Smoky Lake	1	3	94	206	22	130	1	1	-	179
Smoky River	3	3	201	216	38	218	-	7	-	190
Spirit River	-	1	45	60	9	56	-	-	-	56
St. Paul	5	3	120	336	19	176	1	1	-	260
Thorhild	5	5	68	204	13	97	1	2	-	159
Two Hills	7	9	149	250	35	188	-	4	-	218
Vermilion River	11	8	315	624	77	416	-	2	-	549
Westlock	14	15	239	437	62	306	1	6	3	353
Wood Buffalo	-	-	-	1	-	-	1	-	-	1
Woodlands	1	2	17	110	4	29	-	-	-	80
Study Area Total	110	110	3,257	6,888	669	4,245	21	46	6	5,586

Source: Statistic Canada, Census of Agriculture, farms reporting having technologies used on the operation in the year prior to the census (Table 004-0243).

13.2 Methodology

13.2.1 Current State

Developing the current state comprised data collection, mapping, and analysis on a community-by-community basis. Figure 57 shows the information and data being sought from each of the communities. The information and data was attained using primary and secondary research methods.

Various community statistics are needed for broadband business case inputs. Statistics Canada (StatsCan) population and dwelling data from the Census 2011 and 2016 (updated data when 2016 Census was issued in February 2017) was used to calculate five-year growth rates and compounded annual growth rates (CAGRs). The underlying data for the business counts was also from StatsCan. Since buried fibre deployments are significantly more expensive than aerial builds, it was necessary to assess how the community's utilities (e.g., power) are currently delivered. For this task, community Land Use maps were used to identify residential, commercial, and industrial areas. As well Google Maps and Google Earth was used – looking at street detail for the presence of poles and condition of road surfaces (gravel vs. paved).

Various methods were used to count dwellings. Site visits were made to five communities in the Alberta HUB region (Bruderheim, Lamont, Chipman, Hilliard, Mundare), where residential and commercial areas were observed, houses and multi-unit dwellings counted, and tall structures noted.

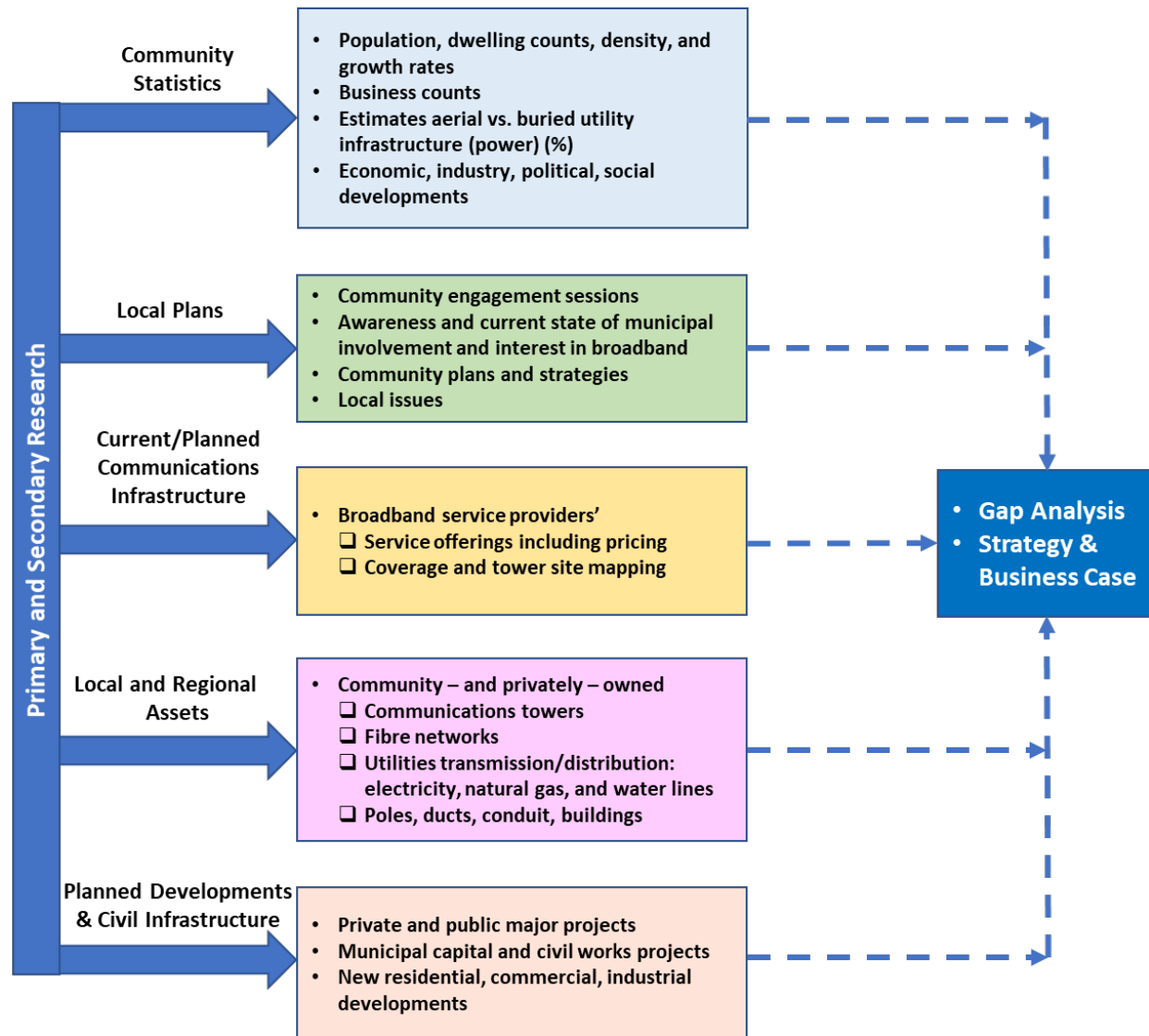


Figure 57 – Developing the current state.

To discover 'local plans,' the project team interacted directly with the communities through community engagement sessions; information and data requests; and telephone conversations (with communities, utility companies, ISPs and other community stakeholders). Extensive follow-up telephone calls were made by the report's author, the NADC, and the REDAs. The NADC created a video and Information bulletins to support the project. Alberta HUB and GROWTH Alberta conducted surveys with businesses located in their respective areas. The information attained was supplemented by document, website, and social media searches. Local and regional assets, both community- and privately-owned were inventoried and detailed insight about planned developments and civil infrastructure projects was attained.

Community contacts included Chief Administrative Officers and their staff as well as First Nation and Métis Settlement administrators and managers. Other groups or entities contacted during the study included ISPs, First Nations Technical Services Advisory Group (TSAG); electric and water utilities (e.g.,

Aquatera Utilities, NEW Water, Smoky River Regional Water Management Commission, ATCO Electric and Fortis Alberta).

Local ISPs were identified on a community-by-community basis and through conversations and website searches, their current and planned communications infrastructure, service offerings, and coverage were documented and tower sites mapped.

13.2.2 Desired State

Developing the desired state comprised data collection and analysis on a community-by-community basis. The information and data was attained using primary and secondary research methods.

To discover the *'future broadband visions and aspirations'* from the perspectives of the communities, the project team interacted directly with the communities through community engagement sessions, information and data requests, and telephone conversations. The information and data was evaluated and analysed to identify those communities, community partnerships, or regions that were most likely to develop and begin executing a broadband strategy in the near-term.

Community contacts included Chief Administrative Officers and their staff (information technology, planning and development, and economic development officers); elected officials; and First Nation and Métis Settlement administrators and managers.

The research for this phase of the project was conducted between January 2017 and May 2017. The reader is advised that the information and data found in this report is a *'snapshot'* in time. In other words, a variety of changes may have occurred since its collection (e.g., communities may have changed or evolved their broadband aspirations and visions, changes may have occurred in key staff who contributed to this report).

For the purposes of this phase of the project, broadband is defined as a wide bandwidth data transmission with an ability to simultaneously transport multiple signals and traffic types. The medium can be twisted-pair copper wiring, optical fibre, coaxial cable, or radio. Broadband service is characterized as offering symmetric bandwidth between 50 Mb/s and 1 gigabit (Gb/s)/1,000 Mb/s and higher (really unlimited bit rates) (symmetric meaning the upload bit rate is as fast as the download bit rate).

13.3 Broadband Service Availability

To minimize provider costs, wireless services in rural areas are typically provided using point-to-multipoint (PMP) equipment. In this configuration, a *'host'* tower transmits and receives signals to a specified geographic area. Each client has dedicated reception equipment that homes on the host tower. All users in the area share the host signal.

Higher-end business services may use dedicated point-to-point (PTP) systems that are typically engineered to deliver higher quality, higher bandwidth services. Pricing is installation specific and depends on the service parameters and equipment selected.

13.3.1 Birch Hills

		Fixed Point-to-Multipoint Wireless											
		AB North			CCI (unlicensed)			Wispernet			XplorNet (licensed)		
		Cost \$/mo	Bandwidth - Mb/s Down Up		Cost \$/mo	Bandwidth - Mb/s Down Up		Cost \$/mo	Bandwidth - Mb/s Down Up		Cost \$/mo	Bandwidth - Mb/s Down Up	
Eaglesham	Residential										KA2 Satellite		
	Option 1	53.00	up to 1.5	up to 0.5	49.99	up to 2	up to 0.75	\$39.95	up to 1.5	up to 1.5	69.99	up to 5	up to 1
	Option 2	83.00	up to 5	up to 1	74.99	up to 5	up to 1				79.99	up to 5	up to 1
	Option 3				94.99	up to 10	up to 1						
	Option 4												
	Option 5												
	Business										KA2 Satellite		
	Option 1	200.00	up to 10	up to 2	200.00	up to 6	up to 2	\$49.95	up to 1.5	up to 1.5	69.99	up to 5	up to 1
	Option 2				249.99	up to 7	up to 3				79.99	up to 5	up to 1
	Option 3												
Option 4													
Option 5													

		Fixed Point-to-Multipoint Wireless											
		AB North			CCI (unlicensed)			XplorNet (licensed)					
		Cost \$/mo	Bandwidth - Mb/s Down Up		Cost \$/mo	Bandwidth - Mb/s Down Up		Cost \$/mo	Bandwidth - Mb/s Down Up				
Peoria, Watino		<div>Residential</div> <div>Option 1</div> <div>Option 2</div> <div>Option 3</div> <div>Option 4</div> <div>Option 5</div>			<div>53.00</div> <div>up to 1.5</div> <div>up to 0.5</div> <div>83.00</div> <div>up to 5</div> <div>up to 1</div>			<div>49.99</div> <div>up to 2</div> <div>up to 0.75</div> <div>74.99</div> <div>up to 5</div> <div>up to 1</div> <div>94.99</div> <div>up to 10</div> <div>up to 1</div>			<div>KA2 Satellite</div> <div>69.99</div> <div>up to 5</div> <div>up to 1</div> <div>79.99</div> <div>up to 5</div> <div>up to 1</div>		
Business		<div>200.00</div> <div>up to 10</div> <div>up to 2</div>			<div>200.00</div> <div>up to 6</div> <div>up to 2</div> <div>249.99</div> <div>up to 7</div> <div>up to 3</div>			<div>KA2 Satellite</div> <div>69.99</div> <div>up to 5</div> <div>up to 1</div> <div>79.99</div> <div>up to 5</div> <div>up to 1</div>					
Option 1													
Option 2													
Option 3													
Option 4													
Option 5													

		Fixed Point-to-Multipoint Wireless											
		AB North			CCI (unlicensed)			Wispernet			XplorNet (licensed)		
		Cost \$/mo	Bandwidth - Mb/s Down Up		Cost \$/mo	Bandwidth - Mb/s Down Up		Cost \$/mo	Bandwidth - Mb/s Down Up		Cost \$/mo	Bandwidth - Mb/s Down Up	
Tangent	Residential										KA2 Satellite		
	Option 1	53.00	up to 1.5	up to 0.5	49.99	up to 2	up to 0.75	\$39.95	up to 1.5	up to 1.5	69.99	up to 5	up to 1
	Option 2	83.00	up to 5	up to 1	74.99	up to 5	up to 1				79.99	up to 5	up to 1
	Option 3				94.99	up to 10	up to 1						
	Option 4												
	Option 5												
	Business										KA2 Satellite		
	Option 1	200.00	up to 10	up to 2	200.00	up to 6	up to 2	\$49.95	up to 1.5	up to 1.5	69.99	up to 5	up to 1
	Option 2				249.99	up to 7	up to 3				79.99	up to 5	up to 1
	Option 3												
Option 4													
Option 5													

		Fixed Point-to-Multipoint Wireless											
		AB North			CCI (unlicensed)			Wispernet			XplorNet (licensed)		
		Cost \$/mo	Bandwidth - Mb/s Down Up		Cost \$/mo	Bandwidth - Mb/s Down Up		Cost \$/mo	Bandwidth - Mb/s Down Up		Cost \$/mo	Bandwidth - Mb/s Down Up	
Wanham	Residential										4G LTE Fixed Wireless		
	Option 1	53.00	up to 1.5	up to 0.5	49.99	up to 2	up to 0.75	50.00	up to 2	up to 1	59.99	up to 5	up to 1
	Option 2	83.00	up to 5	up to 1	74.99	up to 5	up to 1	100.00	up to 8	up to 2	69.99	up to 10	up to 1
	Option 3				94.99	up to 10	up to 1				79.99	up to 25	up to 1
	Option 4										109.99	up to 25	up to 1
	Option 5												
	Business										4G LTE Fixed Wireless		
	Option 1	200.00	up to 10	up to 2	200.00	up to 6	up to 2	50.00	up to 2	up to 1	69.99	up to 10	up to 1
	Option 2				249.99	up to 7	up to 3	100.00	up to 8	up to 2	79.99	up to 25	up to 1
	Option 3										109.99	up to 25	up to 1
Option 4													
Option 5													

13.3.2 Clear Hills

Fixed Point-to-Multipoint Wireless						
	CCI (unlicensed)			XplorNet (licensed)		
	Cost \$/mo	Bandwidth - Mb/s		Cost \$/mo	Bandwidth - Mb/s	
		Down	Up		Down	Up
Cleardale						
Residential				KA2 Satellite		
Option 1	49.99	up to 2	up to 0.75	69.99	up to 5	up to 1
Option 2	74.99	up to 5	up to 1	79.99	up to 5	up to 1
Option 3	94.99	up to 10	up to 1			
Option 4						
Option 5						
Business				KA2 Satellite		
Option 1	200.00	up to 6	up to 2	69.99	up to 5	up to 1
Option 2	249.99	up to 7	up to 3	79.99	up to 5	up to 1
Option 3						
Option 4						
Option 5						

Fixed Point-to-Multipoint Wireless								
	CCI (unlicensed)			Mighty Peace (licensed/unlicensed)			XplorNet (licensed)	
	Cost \$/mo	Bandwidth - Mb/s		Cost \$/mo	Bandwidth - Mb/s		Cost \$/mo	Bandwidth - Mb/s
		Down	Up		Down	Up		Down Up
Worsley								
Residential							KA2 Satellite	
Option 1	49.99	up to 2	up to 0.75	49.95	up to 2	up to 1	69.99	up to 5 up to 1
Option 2	74.99	up to 5	up to 1	74.95	up to 5	up to 1.25	79.99	up to 5 up to 1
Option 3	94.99	up to 10	up to 1	94.95	up to 7	up to 1.5		
Option 4								
Option 5								
Business							KA2 Satellite	
Option 1	200.00	up to 6	up to 2	49.95	up to 2	up to 1	69.99	up to 5 up to 1
Option 2	249.99	up to 7	up to 3	100.00	up to 8	up to 2	79.99	up to 5 up to 1
Option 3								
Option 4								
Option 5								








13.3.2.1 Village of Hines Creek

	Fixed Point-to-Multipoint Wireless								
	AB North			Mighty Peace (licensed/unlicensed)			XplorNet (licensed)		
	Cost \$/mo	Bandwidth - Mb/s Down Up		Cost \$/mo	Bandwidth - Mb/s Down Up		Cost \$/mo	Bandwidth - Mb/s Down Up	
Hines Creek									
Residential							Fixed Wireless Expedience		
Option 1	53.00	up to 1.5	up to 0.5	49.95	up to 2	up to 1	51.99	up to 1.5	up to 0.25
Option 2	83.00	up to 5	up to 1	74.95	up to 5	up to 1.25	71.99	up to 3	up to 0.5
Option 3				94.95	up to 7	up to 1.5	91.99	up to 5	up to 0.5
Option 4									
Option 5									
Business							Fixed Wireless Expedience		
Option 1	200.00	up to 10	up to 2	49.95	up to 2	up to 1	104.99	up to 3	up to 0.8
Option 2				100.00	up to 8	up to 2	149.99	up to 5	up to 1
Option 3									
Option 4									
Option 5									

13.3.3 MD of Fairview

	Fixed Point-to-Multipoint Wireless										
	AB North			Mighty Peace (licensed/unlicensed)			Wispernet			XplorNet (licensed)	
	Cost \$/mo	Bandwidth - Mb/s Down Up		Cost \$/mo	Bandwidth - Mb/s Down Up		Cost \$/mo	Bandwidth - Mb/s Down Up		Cost \$/mo	Bandwidth - Mb/s Down Up
Bluesky, Whitelaw											
Residential										Expedience	
Option 1	53.00	up to 1.5	up to 0.5	49.95	up to 2	up to 1	\$39.95	up to 1.5	up to 1.5	51.99	up to 1.5 up to 0.25
Option 2	83.00	up to 5	up to 1	74.95	up to 5	up to 1.25				71.99	up to 3 up to 0.5
Option 3				94.95	up to 7	up to 1.5				91.99	up to 5 up to 0.5
Option 4											
Option 5											
Business										Expedience	
Option 1	200.00	up to 10	up to 2	49.95	up to 2	up to 1	\$49.95	up to 1.5	up to 1.5	104.99	up to 3 up to 0.8
Option 2				100.00	up to 8	up to 2				149.99	up to 5 up to 1
Option 3											
Option 4											
Option 5											

13.3.3.1 Town of Fairview

		Wireline Providers						Fixed Point-to-Multipoint Wireless													
		TELUS (copper)			Eastlink (coaxial cable)			AB North			Mighty Peace (licensed/unlicensed)			Wispernet			XplorNet (licensed)				
		Cost	Bandwidth - Mb/s		Cost	Bandwidth - Mb/s		Cost	Bandwidth - Mb/s		Cost	Bandwidth - Mb/s		Cost	Bandwidth - Mb/s						
		\$/mo	Down	Up	\$/mo	Down	Up	\$/mo	Down	Up	\$/mo	Down	Up	\$/mo	Down	Up	\$/mo	Down	Up		
Fairview																					
Residential																					
Option 1		63.00	up to 6	up to 1	77.00  up to 20  up to 2			53.00	up to 1.5	up to 0.5	49.95	up to 2	up to 1	\$39.95	up to 1.5	up to 1.5	Fixed Wireless Expedience				
Option 2		68.00	up to 15	up to 1		83.00 	up to 5	up to 1	74.95	up to 5	up to 1.25	51.99 	up to 1.5		up to 0.3						
Option 3		73.00	up to 25	up to 5						94.95	up to 7	up to 1.5	71.99 		up to 3	up to 0.5					
Option 4																					
Option 5																					
Business																					
Option 1		60.00	up to 15	up to 1				200.00 	up to 10	up to 2	49.95	up to 2	up to 1	\$49.95	up to 1.5	up to 1.5	Fixed Wireless Expedience				
Option 2		85.00	up to 25	up to 5					100.00	up to 8	up to 2	104.99 	up to 3		up to 0.8						
Option 3																					
Option 4																					
Option 5																					

13.3.4 County of Grande Prairie

	Fixed Point-to-Multipoint Wireless								
	CCI (unlicensed)			GPNetworks			XplorNet (licensed)		
	Cost \$/mo	Bandwidth - Mb/s Down Up		Cost \$/mo	Bandwidth - Mb/s Down Up		Cost \$/mo	Bandwidth - Mb/s Down Up	
Bezanson									
Residential									
Option 1	49.99	up to 2	up to 0.75	49.95	up to 3	up to 1.5	4G LTE Fixed Wireless 59.99	up to 5	up to 1
Option 2	74.99	up to 5	up to 1	79.95	up to 5	up to 1.5	69.99	up to 10	up to 1
Option 3	94.99	up to 10	up to 1	99.95	up to 7	up to 1.5	79.99	up to 25	up to 1
Option 4				189.95	up to 10	up to 2	109.99	up to 25	up to 1
Option 5									
Business									
Option 1	200.00	up to 6	up to 2	59.95	up to 3	up to 2	4G LTE Fixed Wireless 69.99	up to 10	up to 1
Option 2	249.99	up to 7	up to 3	129.95	up to 5	up to 2	79.99	up to 25	up to 1
Option 3				219.95	up to 7	up to 3	109.99	up to 25	up to 1
Option 4									
Option 5									

	Fixed Point-to-Multipoint Wireless								
	CCI (unlicensed)			GPNetworks			XplorNet (licensed)		
	Cost \$/mo	Bandwidth - Mb/s Down Up		Cost \$/mo	Bandwidth - Mb/s Down Up		Cost \$/mo	Bandwidth - Mb/s Down Up	
Demmitt									
Residential									
Option 1	49.99	up to 2	up to 0.75	49.95	up to 3	up to 1.5	4G Satellite 59.99	up to 5	up to 1
Option 2	74.99	up to 5	up to 1	79.95	up to 5	up to 1.5	69.99	up to 10	up to 1
Option 3	94.99	up to 10	up to 1	99.95	up to 7	up to 1.5	79.99	up to 10	up to 1
Option 4				189.95	up to 10	up to 2	109.99	up to 10	up to 1
Option 5									
Business									
Option 1	200.00	up to 6	up to 2	59.95	up to 3	up to 2	4G Satellite 69.99	up to 10	up to 1
Option 2	249.99	up to 7	up to 3	129.95	up to 5	up to 2	79.99	up to 10	up to 1
Option 3				219.95	up to 7	up to 3	109.99	up to 10	up to 1
Option 4									
Option 5									

	Wireline Providers						Fixed Point-to-Multipoint Wireless								
	TELUS (copper)			Eastlink (coaxial cable)			CCI (unlicensed)			Crossover			First Broadband		
	Cost \$/mo	Bandwidth - Mb/s Down	Up	Cost \$/mo	Bandwidth - Mb/s Down	Up	Cost \$/mo	Bandwidth - Mb/s Down	Up	Cost \$/mo	Bandwidth - Mb/s Down	Up	Cost \$/mo	Bandwidth - Mb/s Down	Up
Clairmont Residential															
Option 1	63.00	up to 6	up to 1	55.95	up to 5	up to 1	49.99	up to 2	up to 0.75	na	na	na	99.00	up to 1	up to 0.5
Option 2	68.00	up to 15	up to 1	78.95	up to 30	up to 3	74.99	up to 5	up to 1				129.00	up to 4	up to 1
Option 3				88.95	up to 50	up to 5	94.99	up to 10	up to 1				149.00	up to 7	up to 1
Option 4				98.95	up to 100	up to 10									
Option 5				149.95	up to 150	up to 10									
Option 6				259.95	up to 940	up to 10									
Business															
Option 1	60.00	up to 15	up to 1	na	up to 50	up to 5	200.00	up to 6	up to 2	na	na	na	199.00	up to 2.5	up to 1.5
Option 2				na	up to 100	up to 10	249.99	up to 7	up to 3				279.00	up to 5	up to 2.5
Option 3				na	up to 200	up to 10							329.00	up to 8	up to 4
Option 4													na	up to 10	up to 5
Option 5															

	Fixed Point-to-Multipoint Wireless											
	GPNetworks			I Want			NEXXCom (licensed)			XplorNet (licensed)		
	Cost \$/mo	Bandwidth - Mb/s Down	Up	Cost \$/mo	Bandwidth - Mb/s Down	Up	Cost \$/mo	Bandwidth - Mb/s Down	Up	Cost \$/mo	Bandwidth - Mb/s Down	Up
Clairmont Residential												
Option 1	49.95	up to 3	up to 1.5	49.95	up to 5	up to 1	69.95	up to 3	up to 1	4G LTE Fixed Wireless 59.99	up to 5	up to 1
Option 2	79.95	up to 5	up to 1.5	59.95	up to 5	up to 1	89.95	up to 6	up to 2	69.99	up to 10	up to 1
Option 3	99.95	up to 7	up to 1.5	89.95	up to 10	up to 2				79.99	up to 25	up to 1
Option 4	189.95	up to 10	up to 2	129.95	up to 15	up to 3				109.99	up to 25	up to 1
Option 5				159.95	up to 15	up to 3						
Business												
Option 1	59.95	up to 3	up to 2	99.95	up to 10	up to 2	149.95	up to 5	up to 5	4G LTE Fixed Wireless 69.99	up to 10	up to 1
Option 2	129.95	up to 5	up to 2	149.95	up to 15	up to 3	224.95	up to 7.5	up to 7.5	79.99	up to 25	up to 1
Option 3	219.95	up to 7	up to 3	249.95	up to 20	up to 4	299.95	up to 10	up to 10	109.99	up to 25	up to 1
Option 4				800.00	up to 50	up to 10						
Option 5												

Fixed Point-to-Multipoint Wireless												
	CCI (unlicensed)			GPNetworks			NEXXCom (licensed)			XplorNet (licensed)		
	Cost	Bandwidth - Mb/s		Cost	Bandwidth - Mb/s		Cost	Bandwidth - Mb/s		Cost	Bandwidth - Mb/s	
	\$/mo	Down	Up	\$/mo	Down	Up	\$/mo	Down	Up	\$/mo	Down	Up
Dimisdale, Elmworth, Goodfare, Teepee Creek												
Residential										4G LTE Fixed Wireless		
Option 1	49.99	up to 2	up to 0.75	49.95	up to 3	up to 1.5	69.95	up to 3	up to 1	59.99	up to 5	up to 1
Option 2	74.99	up to 5	up to 1	79.95	up to 5	up to 1.5	89.95	up to 6	up to 2	69.99	up to 10	up to 1
Option 3	94.99	up to 10	up to 1	99.95	up to 7	up to 1.5				79.99	up to 25	up to 1
Option 4				189.95	up to 10	up to 2				109.99	up to 25	up to 1
Option 5												
Business										4G LTE Fixed Wireless		
Option 1	200.00	up to 6	up to 2	59.95	up to 3	up to 2	149.95	up to 5	up to 5	69.99	up to 10	up to 1
Option 2	249.99	up to 7	up to 3	129.95	up to 5	up to 2	224.95	up to 7.5	up to 7.5	79.99	up to 25	up to 1
Option 3				219.95	up to 7	up to 3	299.95	up to 10	up to 10	109.99	up to 25	up to 1
Option 4												
Option 5												

Fixed Point-to-Multipoint Wireless												
	CCI (unlicensed)			Crossover			First Broadband			GPNetworks		
	Cost	Bandwidth - Mb/s		Cost	Bandwidth - Mb/s		Cost	Bandwidth - Mb/s		Cost	Bandwidth - Mb/s	
	\$/mo	Down	Up	\$/mo	Down	Up	\$/mo	Down	Up	\$/mo	Down	Up
Huallen, La Glace												
Residential												
Option 1	49.99	up to 2	up to 0.75	na	na	na	99.00	up to 1	up to 0.5	49.95	up to 3	up to 1.5
Option 2	74.99	up to 5	up to 1				129.00	up to 4	up to 1	79.95	up to 5	up to 1.5
Option 3	94.99	up to 10	up to 1				149.00	up to 7	up to 1	99.95	up to 7	up to 1.5
Option 4										189.95	up to 10	up to 2
Option 5												
Business												
Option 1	200.00	up to 6	up to 2	na	na	na	199.00	up to 2.5	up to 1.5	59.95	up to 3	up to 2
Option 2	249.99	up to 7	up to 3				279.00	up to 5	up to 2.5	129.95	up to 5	up to 2
Option 3							329.00	up to 8	up to 4	219.95	up to 7	up to 3
Option 4							na	up to 10	up to 5			
Option 5												

Fixed Point-to-Multipoint Wireless									
	I Want			NEXXCom (licensed)			XplorNet (licensed)		
	Cost	Bandwidth - Mb/s		Cost	Bandwidth - Mb/s		Cost	Bandwidth - Mb/s	
	\$/mo	Down	Up	\$/mo	Down	Up	\$/mo	Down	Up
Huallen, La Glace (cont'd)									
Residential							4G LTE Fixed Wireless		
Option 1	49.95	up to 5	up to 1	69.95	up to 3	up to 1	59.99	up to 5	up to 1
Option 2	59.95	up to 5	up to 1	89.95	up to 6	up to 2	69.99	up to 10	up to 1
Option 3	89.95	up to 10	up to 2				79.99	up to 25	up to 1
Option 4	129.95	up to 15	up to 3				109.99	up to 25	up to 1
Option 5	159.95	up to 15	up to 3						
Business							4G LTE Fixed Wireless		
Option 1	99.95	up to 10	up to 2	149.95	up to 5	up to 5	69.99	up to 10	up to 1
Option 2	149.95	up to 15	up to 3	224.95	up to 7.5	up to 7.5	79.99	up to 25	up to 1
Option 3	249.95	up to 20	up to 4	299.95	up to 10	up to 10	109.99	up to 25	up to 1
Option 4	800.00	up to 50	up to 10						
Option 5									

		Fixed Point-to-Multipoint Wireless																	
		CCI (unlicensed)			Crossover			First Broadband			GPNetworks			NEXXCom (licensed)			XplorNet (licensed)		
		Cost \$/mo	Bandwidth - Mb/s Down	Up	Cost \$/mo	Bandwidth - Mb/s Down	Up	Cost \$/mo	Bandwidth - Mb/s Down	Up	Cost \$/mo	Bandwidth - Mb/s Down	Up	Cost \$/mo	Bandwidth - Mb/s Down	Up	Cost \$/mo	Bandwidth - Mb/s Down	Up
Valhalla Centre																			
Residential																	4G LTE Fixed Wireless		
Option 1		49.99	up to 2	up to 0.75	na	na	na	99.00	up to 1	up to 0.5	49.95	up to 3	up to 1.5	69.95	up to 3	up to 1	59.99	up to 5	up to 1
Option 2		74.99	up to 5	up to 1				129.00	up to 4	up to 1	79.95	up to 5	up to 1.5	89.95	up to 6	up to 2	69.99	up to 10	up to 1
Option 3		94.99	up to 10	up to 1				149.00	up to 7	up to 1	99.95	up to 7	up to 1.5				79.99	up to 25	up to 1
Option 4											189.95	up to 10	up to 2				109.99	up to 25	up to 1
Option 5																			
Business																	4G LTE Fixed Wireless		
Option 1		200.00	up to 6	up to 2	na	na	na	199.00	up to 2.5	up to 1.5	59.95	up to 3	up to 2	149.95	up to 5	up to 5	69.99	up to 10	up to 1
Option 2		249.99	up to 7	up to 3				279.00	up to 5	up to 2.5	129.95	up to 5	up to 2	224.95	up to 7.5	up to 7.5	79.99	up to 25	up to 1
Option 3								329.00	up to 8	up to 4	219.95	up to 7	up to 3	299.95	up to 10	up to 10	109.99	up to 25	up to 1
Option 4								na	up to 10	up to 5									
Option 5																			

		Fixed Point-to-Multipoint Wireless																	
		CCI (unlicensed)			Crossover			First Broadband			GPNetworks			NEXXCom (licensed)			XplorNet (licensed)		
		Cost \$/mo	Bandwidth - Mb/s Down	Up	Cost \$/mo	Bandwidth - Mb/s Down	Up	Cost \$/mo	Bandwidth - Mb/s Down	Up	Cost \$/mo	Bandwidth - Mb/s Down	Up	Cost \$/mo	Bandwidth - Mb/s Down	Up	Cost \$/mo	Bandwidth - Mb/s Down	Up
Wedgewood																			
Residential																	4G LTE Fixed Wireless		
Option 1		49.99	up to 2	up to 0.75	na	na	na	99.00	up to 1	up to 0.5	49.95	up to 3	up to 1.5	69.95	up to 3	up to 1	59.99	up to 5	up to 1
Option 2		74.99	up to 5	up to 1				129.00	up to 4	up to 1	79.95	up to 5	up to 1.5	89.95	up to 6	up to 2	69.99	up to 10	up to 1
Option 3		94.99	up to 10	up to 1				149.00	up to 7	up to 1	99.95	up to 7	up to 1.5				79.99	up to 25	up to 1
Option 4											189.95	up to 10	up to 2				109.99	up to 25	up to 1
Option 5																			
Business																	4G LTE Fixed Wireless		
Option 1		200.00	up to 6	up to 2	na	na	na	199.00	up to 2.5	up to 1.5	59.95	up to 3	up to 2	149.95	up to 5	up to 5	69.99	up to 10	up to 1
Option 2		249.99	up to 7	up to 3				279.00	up to 5	up to 2.5	129.95	up to 5	up to 2	224.95	up to 7.5	up to 7.5	79.99	up to 10	up to 1
Option 3								329.00	up to 8	up to 4	219.95	up to 7	up to 3	299.95	up to 10	up to 10	79.99	up to 25	up to 1
Option 4								na	up to 10	up to 5							109.99	up to 25	up to 1
Option 5																			

13.3.4.1 City of Grande Prairie

	Wireline Providers								
	TELUS (copper & fibre)			Eastlink (coaxial cable)			GPOptiX (Fibre)		
	Cost \$/mo	Bandwidth - Mb/s Down Up		Cost \$/mo	Bandwidth - Mb/s Down Up		Cost \$/mo	Bandwidth - Mb/s Down Up	
Grande Prairie Residential									
Option 1	63.00	up to 6	up to 1	55.95	up to 5	up to 1	Partial	69.95	up to 10 up to 2.5
Option 2	68.00	up to 15	up to 1	78.95	up to 30	up to 3		85.95	up to 30 up to 3
Option 3	73.00	up to 25	up to 5	88.95	up to 50	up to 5		115.95	up to 25 up to 5
Option 4	80.00	up to 50	up to 10	98.95	up to 100	up to 10		145.95	up to 50 up to 5
Option 5	85.00	up to 150	up to 150	149.95	up to 150	up to 10			
Option 6				259.95	up to 940	up to 10			
Business									
Option 1	60.00	up to 15	up to 1	na	up to 50	up to 5		79.95	up to 10 up to 5
Option 2	85.00	up to 25	up to 5	na	up to 100	up to 10		139.95	up to 20 up to 7.5
Option 3	100.00	up to 50	up to 10	na	up to 200	up to 10		219.95	up to 30 up to 10
Option 4	125.00	up to 100	up to 20						
Option 5	150.00	up to 150	up to 150						

	Fixed Point-to-Multipoint Wireless																		
	CCI (unlicensed)			Crossover			First Broadband			GPNetworks			NEXXCom (licensed)			XplorNet (licensed)			
	Cost	Bandwidth - Mb/s		Cost	Bandwidth - Mb/s		Cost	Bandwidth - Mb/s		Cost	Bandwidth - Mb/s		Cost	Bandwidth - Mb/s		Cost	Bandwidth - Mb/s		
	\$/mo	Down	Up	\$/mo	Down	Up	\$/mo	Down	Up	\$/mo	Down	Up	\$/mo	Down	Up	\$/mo	Down	Up	
Grande Prairie																			
Residential										Partial						4G LTE Fixed Wireless			
Option 1	49.99	up to 2	up to 0.75	na	na	na	99.00	up to 1	up to 0.5		49.95	up to 3	up to 1.5	69.95	up to 3	up to 1	59.99	up to 5	up to 1
Option 2	74.99	up to 5	up to 1				129.00	up to 4	up to 1		79.95	up to 5	up to 1.5	89.95	up to 6	up to 2	69.99	up to 10	up to 1
Option 3	94.99	up to 10	up to 1				149.00	up to 7	up to 1		99.95	up to 7	up to 1.5				79.99	up to 25	up to 1
Option 4											189.95	up to 10	up to 2				109.99	up to 25	up to 1
Business																4G LTE Fixed Wireless			
Option 1	200.00	up to 6	up to 2	na	na	na	199.00	up to 2.5	up to 1.5		59.95	up to 3	up to 2	149.95	up to 5	up to 5	69.99	up to 10	up to 1
Option 2	249.99	up to 7	up to 3				279.00	up to 5	up to 2.5		129.95	up to 5	up to 2	224.95	up to 7.5	up to 7.5	79.99	up to 25	up to 1
Option 3							329.00	up to 8	up to 4		219.95	up to 7	up to 3	299.95	up to 10	up to 10	109.99	up to 25	up to 1
Option 4							na	up to 10	up to 5										
Option 5																			

13.3.4.2 Town of Beaverlodge

	Wireline Providers					
	TELUS (copper)			Eastlink (coaxial cable)		
	Cost \$/mo	Bandwidth - Mb/s Down	Up	Cost \$/mo	Bandwidth - Mb/s Down	Up
Beaverlodge Residential						
Option 1	63.00	up to 6	up to 1	55.95	up to 5	up to 1
Option 2	68.00	up to 15	up to 1	78.95	up to 30	up to 3
Option 3				88.95	up to 50	up to 5
Option 4				98.95	up to 100	up to 10
Option 5				149.95	up to 150	up to 10
Option 6				259.95	up to 940	up to 10
Business						
Option 1	60.00	up to 15	up to 1	na	up to 50	up to 5
Option 2	85.00	Up to 25	up to 5	na	up to 100	up to 10
Option 3				na	up to 200	up to 10
Option 4						
Option 5						

	Fixed Point-to-Multipoint Wireless											
	CCI (unlicensed)			Crossover			First Broadband			GPNetworks		
	Cost \$/mo	Bandwidth - Mb/s Down	Up	Cost \$/mo	Bandwidth - Mb/s Down	Up	Cost \$/mo	Bandwidth - Mb/s Down	Up	Cost \$/mo	Bandwidth - Mb/s Down	Up
Beaverlodge Residential												
Option 1	49.99	up to 2	up to 0.75	na	na	na	99.00	up to 1	up to 0.5	49.95	up to 3	up to 1.5
Option 2	74.99	up to 5	up to 1				129.00	up to 4	up to 1	79.95	up to 5	up to 1.5
Option 3	94.99	up to 10	up to 1				149.00	up to 7	up to 1	99.95	up to 7	up to 1.5
Option 4										189.95	up to 10	up to 2
Option 5												
Business												
Option 1	200.00	up to 6	up to 2	na	na	na	199.00	up to 2.5	up to 1.5	59.95	up to 3	up to 2
Option 2	249.99	up to 7	up to 3				279.00	up to 5	up to 2.5	129.95	up to 5	up to 2
Option 3							329.00	up to 8	up to 4	219.95	up to 7	up to 3
Option 4							na	up to 10	up to 5			
Option 5												

13.3.4.3 Town of Sexsmith

	Wireline Providers						Fixed Point-to-Multipoint Wireless								
	TELUS (copper)			Eastlink (coaxial cable)			CCI (unlicensed)			Crossover			First Broadband		
	Cost \$/mo	Bandwidth - Mb/s		Cost \$/mo	Bandwidth - Mb/s		Cost \$/mo	Bandwidth - Mb/s		Cost \$/mo	Bandwidth - Mb/s		Cost \$/mo	Bandwidth - Mb/s	
		Down	Up		Down	Up		Down	Up		Down	Up		Down	Up
Sexsmith															
Residential															
Option 1	63.00	up to 6	up to 1	55.95	up to 5	up to 1	49.99	up to 2	up to 0.75	na	na	na	99.00	up to 1	up to 0.5
Option 2	68.00	up to 15	up to 1	78.95	up to 30	up to 3	74.99	up to 5	up to 1				129.00	up to 4	up to 1
Option 3				88.95	up to 50	up to 5	94.99	up to 10	up to 1				149.00	up to 7	up to 1
Option 4				98.95	up to 100	up to 10									
Option 5				149.95	up to 150	up to 10									
Option 6				259.95	up to 940	up to 10									
Business															
Option 1	60.00	up to 15	up to 1	na	up to 50	up to 5	200.00	up to 6	up to 2	na	na	na	199.00	up to 2.5	up to 1.5
Option 2	85.00	up to 25	up to 5	na	up to 100	up to 10	249.99	up to 7	up to 3				279.00	up to 5	up to 2.5
Option 3				na	up to 200	up to 10							329.00	up to 8	up to 4
Option 4													na	up to 10	up to 5
Option 5															

	Fixed Point-to-Multipoint Wireless											
	GPNetworks			I Want			NEXXCom (licensed)			XplorNet (licensed)		
	Cost \$/mo	Bandwidth - Mb/s		Cost \$/mo	Bandwidth - Mb/s		Cost \$/mo	Bandwidth - Mb/s		Cost \$/mo	Bandwidth - Mb/s	
		Down	Up		Down	Up		Down	Up		Down	Up
Sexsmith												
Residential												
Option 1	49.95	up to 3	up to 1.5	49.95	up to 5	up to 1	69.95	up to 3	up to 1	4G LTE Fixed Wireless		
Option 2	79.95	up to 5	up to 1.5	59.95	up to 5	up to 1	89.95	up to 6	up to 2	59.99	up to 5	up to 1
Option 3	99.95	up to 7	up to 1.5	89.95	up to 10	up to 2				69.99	up to 10	up to 1
Option 4	189.95	up to 10	up to 2	129.95	up to 15	up to 3				79.99	up to 25	up to 1
Option 5				159.95	up to 15	up to 3				109.99	up to 25	up to 1
Business												
Option 1	59.95	up to 3	up to 2	99.95	up to 10	up to 2	149.95	up to 5	up to 5	4G LTE Fixed Wireless		
Option 2	129.95	up to 5	up to 2	149.95	up to 15	up to 3	224.95	up to 7.5	up to 7.5	69.99	up to 10	up to 1
Option 3	219.95	up to 7	up to 3	249.95	up to 20	up to 4	299.95	up to 10	up to 10	79.99	up to 25	up to 1
Option 4				800.00	up to 50	up to 10				109.99	up to 25	up to 1
Option 5												

13.3.4.4 Town of Wembley

	Wireline Provider					
	TELUS (copper)			Eastlink (coaxial cable)		
	Cost \$/mo	Bandwidth - Mb/s Down	Up	Cost \$/mo	Bandwidth - Mb/s Down	Up
Wembley						
Residential						
Option 1	63.00	up to 6	up to 1	55.95	up to 5	up to 1
Option 2	68.00	up to 15	up to 1	78.95	up to 30	up to 3
Option 3	73.00	up to 25	up to 5	88.95	up to 50	up to 5
Option 4	80.00	up to 50	up to 10	98.95	up to 100	up to 10
Option 5				149.95	up to 150	up to 10
Option 6				259.95	up to 940	up to 10
Business						
Option 1	60.00	up to 15	up to 1	na	up to 50	up to 5
Option 2				na	up to 100	up to 10
Option 3				na	up to 200	up to 10
Option 4						
Option 5						

	Fixed Point-to-Multipoint Wireless											
	CCI (unlicensed)			Crossover			First Broadband			GPNetworks		
	Cost \$/mo	Bandwidth - Mb/s Down	Up	Cost \$/mo	Bandwidth - Mb/s Down	Up	Cost \$/mo	Bandwidth - Mb/s Down	Up	Cost \$/mo	Bandwidth - Mb/s Down	Up
Wembley (cont'd)												
Residential												
Option 1	49.99	up to 2	up to 0.75	na	na	na	99.00	up to 1	up to 0.5	49.95	up to 3	up to 1.5
Option 2	74.99	up to 5	up to 1				129.00	up to 4	up to 1	79.95	up to 5	up to 1.5
Option 3	94.99	up to 10	up to 1				149.00	up to 7	up to 1	99.95	up to 7	up to 1.5
Option 5										189.95	up to 10	up to 2
Option 4												
Business												
Option 1	200.00	up to 6	up to 2	na	na	na	199.00	up to 2.5	up to 1.5	59.95	up to 3	up to 2
Option 2	249.99	up to 7	up to 3				279.00	up to 5	up to 2.5	129.95	up to 5	up to 2
Option 3							329.00	up to 8	up to 4	219.95	up to 7	up to 3
Option 4							na	up to 10	up to 5			
Option 5												

13.3.4.5 Village of Hythe

	Wireline Provider		
	TELUS (copper)		
	Cost \$/mo	Bandwidth - Mb/s Down Up	
Hythe			
Residential			
Option 1	63.00	up to 6	up to 1
Option 2			
Option 3			
Option 4			
Option 5			
Business			
Option 1			
Option 2			
Option 3			
Option 4			
Option 5			

	Fixed Point-to-Multipoint Wireless											
	CCI (unlicensed)			Crossover			First Broadband			GPNetworks		
	Cost \$/mo	Bandwidth - Mb/s Down Up		Cost \$/mo	Bandwidth - Mb/s Down Up		Cost \$/mo	Bandwidth - Mb/s Down Up		Cost \$/mo	Bandwidth - Mb/s Down Up	
Hythe												
Residential												
Option 1	49.99	up to 2	up to 0.75	na	na	na	99.00	up to 1	up to 0.5	49.95	up to 3	up to 1.5
Option 2	74.99	up to 5	up to 1				129.00	up to 4	up to 1	79.95	up to 5	up to 1.5
Option 3	94.99	up to 10	up to 1				149.00	up to 7	up to 1	99.95	up to 7	up to 1.5
Option 4										189.95	up to 10	up to 2
Option 5												
Business												
Option 1	200.00	up to 6	up to 2	na	na	na	199.00	up to 2.5	up to 1.5	59.95	up to 3	up to 2
Option 2	249.99	up to 7	up to 3				279.00	up to 5	up to 2.5	129.95	up to 5	up to 2
Option 3							329.00	up to 8	up to 4	219.95	up to 7	up to 3
Option 4							na	up to 10	up to 5			
Option 5												

13.3.5 MD of Greenview

Fixed Point-to-Multipoint Wireless						
	I Want			XplorNet (licensed)		
	Cost	Bandwidth - Mb/s		Cost	Bandwidth - Mb/s	
	\$/mo	Down	Up	\$/mo	Down	Up
DeBolt						
Residential				4G LTE Fixed Wireless		
Option 1	49.95	up to 5	up to 1	59.99	up to 5	up to 1
Option 2	59.95	up to 5	up to 1	69.99	up to 10	up to 1
Option 3	89.95	up to 10	up to 2	79.99	up to 25	up to 1
Option 4	129.95	up to 15	up to 3	109.99	up to 25	up to 1
Option 5	159.95	up to 15	up to 3			
Business				4G LTE Fixed Wireless		
Option 1	99.95	up to 10	up to 2	69.99	up to 10	up to 1
Option 2	149.95	up to 15	up to 3	79.99	up to 25	up to 1
Option 3	249.95	up to 20	up to 4	109.99	up to 25	up to 1
Option 4	800.00	up to 50	up to 10			
Option 5						

		Fixed Point-to-Multipoint Wireless														
		CCI (unlicensed)			Crossover			NEXXCom (licensed)			GPNetworks			XplorNet (licensed)		
		Cost	Bandwidth - Mb/s		Cost	Bandwidth - Mb/s		Cost	Bandwidth - Mb/s		Cost	Bandwidth - Mb/s		Cost	Bandwidth - Mb/s	
		\$/mo	Down	Up	\$/mo	Down	Up	\$/mo	Down	Up	\$/mo	Down	Up	\$/mo	Down	Up
Grovedale, Landry Heights													4G LTE Fixed Wireless			
Residential		49.99	up to 2	up to 0.75	na	na	na	69.95	up to 3	up to 1	49.95	up to 3	up to 1.5	59.99	up to 5	up to 1
Option 1		74.99	up to 5	up to 1				89.95	up to 6	up to 2	79.95	up to 5	up to 1.5	69.99	up to 10	up to 1
Option 2		94.99	up to 10	up to 1							99.95	up to 7	up to 1.5	79.99	up to 25	up to 1
Option 3											189.95	up to 10	up to 2	109.99	up to 25	up to 1
Option 4																
Option 5																
Business		200.00	up to 6	up to 2	na	na	na	149.95	up to 5	up to 5	59.95	up to 3	up to 2	69.99	up to 10	up to 1
Option 1		249.99	up to 7	up to 3				224.95	up to 7.5	up to 7.5	129.95	up to 5	up to 2	79.99	up to 25	up to 1
Option 2								299.95	up to 10	up to 10	219.95	up to 7	up to 3	109.99	up to 25	up to 1
Option 3																
Option 4																
Option 5																

		Fixed Point-to-Multipoint Wireline		
		XplorNet (licensed)		
		Cost	Bandwidth - Mb/s	
		\$/mo	Down	Up
Little Smoky	Residential	4G Satellite		
	Option 1	69.99	up to 5	up to 1
	Option 2	79.99	up to 5	up to 1
	Option 3	89.99	up to 5	up to 1
	Option 4			
	Option 5			
	Business	4G Satellite		
	Option 1	69.99	up to 5	up to 1
	Option 2	79.99	up to 5	up to 1
	Option 3	89.99	up to 5	up to 1
	Option 4			
	Option 5			

Fixed Point-to-Multipoint Wireline			
XplorNet (licensed)			
	Cost	Bandwidth - Mb/s	
	\$/mo	Down	Up
Ridgevalley			
Residential	4G LTE Fixed Wireless		
Option 1	59.99	up to 5	up to 1
Option 2	69.99	up to 10	up to 1
Option 3	79.99	up to 25	up to 1
Option 4	109.99	up to 25	up to 1
Option 5			
Business	4G LTE Fixed Wireless		
Option 1	69.99	up to 10	up to 1
Option 2	79.99	up to 25	up to 1
Option 3	109.99	up to 25	up to 1
Option 4			
Option 5			

Fixed Point-to-Multipoint Wireline			
Whitecourt (licensed/unlicensed)			
	Cost \$/mo	Bandwidth - Mb/s Down	Up
Rural			
Residential			
Option 1	46.55	up to 4	up to 2
Option 2	84.55	up to 6	up to 2
Option 3	122.55	up to 10	up to 2
Option 4	151.05	up to 15	up to 2
Option 5			
Business			
Option 1	200.00	up to 7	up to 3
Option 2	300.00	up to 10	up to 7
Option 3	500.00	up to 15	up to 10
Option 4	700.00	up to 20	up to 15
Option 5			

13.3.5.1 Town of Fox Creek

	Wireline Providers						Fixed Point-to-Multipoint Wireless											
	TELUS (copper)			Eastlink (coaxial cable)			Slave Lake (licensed)			Whitecourt (licensed/unlicensed)			XplorNet (licensed)					
	Cost \$/mo	Bandwidth - Mb/s Down	Up	Cost \$/mo	Bandwidth - Mb/s Down	Up	Cost \$/mo	Bandwidth - Mb/s Down	Up	Cost \$/mo	Bandwidth - Mb/s Down	Up	Cost \$/mo	Bandwidth - Mb/s Down	Up			
Fox Creek																		
Residential													KA2 Satellite					
Option 1	63.00	up to 6	up to 1	55.95	up to 5	up to 1	46.55	up to 4	up to 2	46.55	up to 4	up to 2	69.99	up to 5	up to 1			
Option 2	68.00	up to 15	up to 1	78.95	up to 30	up to 3	84.55	up to 6	up to 2	84.55	up to 6	up to 2	79.99	up to 5	up to 1			
Option 3				88.95	up to 50	up to 5	122.55	up to 10	up to 2	122.55	up to 10	up to 2	89.99	up to 5	up to 1			
Option 4				98.95	up to 100	up to 10	151.05	up to 15	up to 2	151.05	up to 15	up to 2						
Option 5				149.95	up to 150	up to 10												
Option 6				259.95	up to 400	up to 10												
Business													KA2 Satellite					
Option 1	60.00	up to 15	up to 1	na	up to 50	up to 5	200.00	up to 7	up to 3	200.00	up to 7	up to 3	69.99	up to 5	up to 1			
Option 2				na	up to 100	up to 10	300.00	up to 10	up to 7	300.00	up to 10	up to 7	79.99	up to 5	up to 1			
Option 3				na	up to 200	up to 10	500.00	up to 15	up to 10	500.00	up to 15	up to 10	89.99	up to 5	up to 1			
Option 4							700.00	up to 20	up to 15	700.00	up to 20	up to 15						
Option 5																		

13.3.5.2 Town of Grande Cache

	Wireline Provider			Fixed Wireless		
	TELUS (copper)			XplorNet (licensed)		
	Cost \$/mo	Bandwidth - Mb/s Down Up		Cost \$/mo	Bandwidth - Mb/s Down Up	
Grande Cache						
Residential				Fixed Wireless Expedience		
Option 1	63.00	up to 6	up to 1	51.99	up to 1.5	up to 0.25
Option 2				71.99	up to 3	up to 0.5
Option 3				91.99	up to 5	up to 0.5
Option 4						
Option 5						
Business				Fixed Wireless Expedience		
Option 1				104.99	up to 3	up to 0.8
Option 2				149.99	up to 5	up to 1
Option 3						
Option 4						
Option 5						

13.3.5.3 Town of Valleyview

	Wireline Provider			Fixed Point-to-Multipoint Wireless					
	TELUS (copper)			I Want			XplorNet (licensed)		
	Cost \$/mo	Bandwidth - Mb/s Down Up		Cost \$/mo	Bandwidth - Mb/s Down Up		Cost \$/mo	Bandwidth - Mb/s Down Up	
Valleyview									
Residential							Fixed Wireless Expedience		
Option 1	63.00	up to 6	up to 1	49.95	up to 5	up to 1	51.99	up to 1.5	up to 0.25
Option 2	68.00	up to 15	up to 1	59.95	up to 5	up to 1	71.99	up to 3	up to 0.5
Option 3				89.95	up to 10	up to 2	91.99	up to 5	up to 0.5
Option 4				129.95	up to 15	up to 3			
Option 5				159.95	up to 15	up to 3			
Business							Fixed Wireless Expedience		
Option 1	60.00	up to 15	up to 1	99.95	up to 10	up to 2	104.99	up to 3	up to 0.8
Option 2				149.95	up to 15	up to 3	149.99	up to 5	up to 1
Option 3				249.95	up to 20	up to 4			
Option 4				800.00	up to 50	up to 10			
Option 5									





13.3.6 County of Northern Lights

Fixed Point-to-Multipoint Wireless						
	AB North			XplorNet (licensed)		
	Cost	Bandwidth - Mb/s		Cost	Bandwidth - Mb/s	
	\$/mo	Down	Up	\$/mo	Down	Up
Deadwood, Dixonville, North Star, Notikewin						
Residential				KA2 Satellite		
Option 1	53.00	up to 1.5	up to 0.5	69.99	up to 5	up to 1
Option 2	83.00	up to 5	up to 1	79.99	up to 5	up to 1
Option 3						
Option 4						
Option 5						
Business				KA2 Satellite		
Option 1	200.00	up to 10	up to 2	69.99	up to 5	up to 1
Option 2				79.99	up to 5	up to 1
Option 3						
Option 4						
Option 5						

13.3.6.1 Town of Manning

	Wireline Provider			Fixed Point-to-Multipoint Wireless					
	TELUS (copper)			AB North			XplorNet (licensed)		
	Cost	Bandwidth - Mb/s		Cost	Bandwidth - Mb/s		Cost	Bandwidth - Mb/s	
	\$/mo	Down	Up	\$/mo	Down	Up	\$/mo	Down	Up
Manning									
Residential							KA2 Satellite		
Option 1	63.00	up to 6	up to 1	53.00	up to 1.5	up to 0.5	69.99	up to 5	up to 1
Option 2	68.00	up to 15	up to 1	83.00	up to 5	up to 1	79.99	up to 5	up to 1
Option 3	73.00	up to 25	up to 5						
Option 4	80.00	up to 50	up to 10						
Option 5									
Business							KA2 Satellite		
Option 1	60.00	up to 15	up to 1	200.00	up to 10	up to 2	69.99	up to 5	up to 1
Option 2							79.99	up to 5	up to 1
Option 3									
Option 4									
Option 5									

13.3.7 Northern Sunrise County

Fixed Point-to-Multipoint Wireline			
XplorNet (licensed)			
	Cost	Bandwidth - Mb/s	
	\$/mo	Down	Up
Cadotte Lake, Little Buffalo			
Residential	KA2 Satellite		
Option 1	69.99 	up to 5	up to 1
Option 2	79.99 	up to 5	up to 1
Option 3			
Option 4			
Option 5			
Business	KA2 Satellite		
Option 1	69.99 	up to 5	up to 1
Option 2	79.99 	up to 5	up to 1
Option 3			
Option 4			
Option 5			

		Fixed Point-to-Multipoint Wireless											
		AB North			Bell			Wispernet			XplorNet (licensed)		
		Cost \$/mo	Bandwidth - Mb/s Down	Up	Cost \$/mo	Bandwidth - Mb/s Down	Up	Cost \$/mo	Bandwidth - Mb/s Down	Up	Cost \$/mo	Bandwidth - Mb/s Down	Up
Marie-Reine Residential											KA2 Satellite		
	Option 1	53.00	up to 1.5	up to 0.5	65.00	up to 5	up to 1	\$39.95	up to 1.5	up to 1.5	69.99	up to 5	up to 1
	Option 2	83.00	up to 5	up to 1							79.99	up to 5	up to 1
	Option 3												
	Option 4												
	Option 5												
Business											KA2 Satellite		
	Option 1	200.00	up to 10	up to 2				\$49.95	up to 1.5	up to 1.5	69.99	up to 5	up to 1
	Option 2										79.99	up to 5	up to 1
	Option 3												
	Option 4												
	Option 5												

Fixed Point-to-Multipoint Wireless						
	AB North			XplorNet (licensed)		
	Cost \$/mo	Bandwidth - Mb/s Down Up		Cost \$/mo	Bandwidth - Mb/s Down Up	
Reno Residential						
Option 1	53.00	up to 1.5	up to 0.5	KA2 Satellite 69.99	up to 5	up to 1
Option 2	83.00	up to 5	up to 1	79.99	up to 5	up to 1
Option 3						
Option 4						
Option 5						
Business						
Option 1	200.00	up to 10	up to 2	KA2 Satellite 69.99	up to 5	up to 1
Option 2				79.99	up to 5	up to 1
Option 3						
Option 4						
Option 5						

Fixed Point-to-Multipoint Wireless											
AB North			I Want			Wispernet			XplorNet (licensed)		
Cost	Bandwidth - Mb/s		Cost	Bandwidth - Mb/s		Cost	Bandwidth - Mb/s		Cost	Bandwidth - Mb/s	
\$/mo	Down	Up	\$/mo	Down	Up	\$/mo	Down	Up	\$/mo	Down	Up
St. Isidore											
Residential											
Option 1	53.00	up to 1.5	up to 0.5	49.95	up to 5	up to 1	\$39.95	up to 1.5	up to 1.5	KA2 Satellite	
Option 2	83.00	up to 5	up to 1	59.95	up to 5	up to 1				69.99	up to 5
Option 3				89.95	up to 10	up to 2				79.99	up to 5
Option 4				129.95	up to 15	up to 3					up to 1
Option 5				159.95	up to 15	up to 3					up to 1
Business											
Option 1	200.00	up to 10	up to 2	99.95	up to 10	up to 2	\$49.95	up to 1.5	up to 1.5	KA2 Satellite	
Option 2				149.95	up to 15	up to 3				69.99	up to 5
Option 3				249.95	up to 20	up to 4				79.99	up to 5
Option 4				800.00	up to 50	up to 10					up to 1
Option 5											up to 1

13.3.7.1 Town of Peace River

	Wireline Providers						Fixed Point-to-Multipoint Wireless														
	TELUS (copper & fibre)			Eastlink (coaxial cable)			AB North			I Want			Wispernet			XplorNet (licensed)					
	Cost	Bandwidth - Mb/s		Cost	Bandwidth - Mb/s		Cost	Bandwidth - Mb/s		Cost	Bandwidth - Mb/s		Cost	Bandwidth - Mb/s		Cost	Bandwidth - Mb/s				
	\$/mo	Down	Up	\$/mo	Down	Up	\$/mo	Down	Up	\$/mo	Down	Up	\$/mo	Down	Up	\$/mo	Down	Up			
Peace River																					
Residential	Fixed Wireless Expedience																				
	63.00	up to 6	up to 1	77.00	up to 20		up to 2	53.00	up to 1.5	up to 0.5	49.95	up to 5	up to 1	\$39.95	up to 1.5	up to 1.5	51.99	up to 1.5	up to 0.25		
	68.00	up to 15	up to 1					83.00	up to 5	up to 1	59.95	up to 5	up to 1				71.99	up to 3	up to 0.5		
	73.00	up to 25	up to 5								89.95	up to 10	up to 2				91.99	up to 5	up to 0.5		
	80.00	up to 50	up to 10								129.95	up to 15	up to 3								
	85.00	up to 150	up to 150								159.95	up to 15	up to 3								
Business	Fixed Wireless Expedience																				
	60.00	up to 15	up to 1				200.00	up to 10	up to 2	99.95	up to 10	up to 2	\$49.95	up to 1.5	up to 1.5	104.99	up to 3	up to 0.8			
	85.00	up to 25	up to 5							149.95	up to 15	up to 3							149.99	up to 5	up to 1
	100.00	up to 50	up to 10							249.95	up to 20	up to 4									
	125.00	up to 100	up to 20							800.00	up to 50	up to 10									
	150.00	up to 150	up to 150																		

13.3.7.2 Village of Nampa










		Wireline Provider			Fixed Point-to-Multipoint Wireless											
		CCI Wired (copper)			AB North			I Want			Wispernet			XplorNet (licensed)		
		Cost	Bandwidth - Mb/s		Cost	Bandwidth - Mb/s		Cost	Bandwidth - Mb/s		Cost	Bandwidth - Mb/s		Cost	Bandwidth - Mb/s	
		\$/mo	Down	Up	\$/mo	Down	Up	\$/mo	Down	Up	\$/mo	Down	Up	\$/mo	Down	Up
Nampa																
Residential														KA2 Satellite		
Option 1		69.99	up to 10	up to 1	53.00	up to 1.5	up to 0.5	49.95	up to 5	up to 1	\$39.95	up to 1.5	up to 1.5	69.99	up to 5	up to 1
Option 2		79.99	up to 15	up to 2	83.00	up to 5	up to 1	59.95	up to 5	up to 1				79.99	up to 5	up to 1
Option 3		89.99	up to 25	up to 3				89.95	up to 10	up to 2						
Option 4		109.99	up to 50	up to 5				129.95	up to 15	up to 3						
Option 5								159.95	up to 15	up to 3						
Business														KA2 Satellite		
Option 1		149.00	up to 25	up to 7	200.00	up to 10	up to 2	99.95	up to 10	up to 2	\$49.95	up to 1.5	up to 1.5	69.99	up to 5	up to 1
Option 2		199.00	up to 50	up to 10				149.95	up to 15	up to 3				79.99	up to 5	up to 1
Option 3								249.95	up to 20	up to 4						
Option 4								800.00	up to 50	up to 10						
Option 5																

13.3.8 MD of Peace 135









	Fixed Point-to-Multipoint Wireless								
	AB North			Wispernet			XplorNet (licensed)		
	Cost \$/mo	Bandwidth - Mb/s Down Up		Cost \$/mo	Bandwidth - Mb/s Down Up		Cost \$/mo	Bandwidth - Mb/s Down Up	
Brownvale									
Residential							Expedience		
Option 1	53.00	up to 1.5	up to 0.5	\$39.95	up to 1.5	up to 1.5	51.99	up to 1.5	up to 0.25
Option 2	83.00	up to 5	up to 1				71.99	up to 3	up to 0.5
Option 3							91.99	up to 5	up to 0.5
Option 4									
Option 5									
Business							Expedience		
Option 1	200.00	up to 10	up to 2	\$49.95	up to 1.5	up to 1.5	104.99	up to 3	up to 0.8
Option 2							149.99	up to 5	up to 1
Option 3									
Option 4									
Option 5									

13.3.8.1 Town of Grimshaw


















Broadband Service Availability

	Wireline Providers						Fixed Point-to-Multipoint Wireless																							
	TELUS (copper)			Eastlink (coaxial cable)			AB North			Bell			Wispernet			XplorNet (licensed)														
	Cost \$/mo	Bandwidth - Mb/s Down	Up	Cost \$/mo	Bandwidth - Mb/s Down	Up	Cost \$/mo	Bandwidth - Mb/s Down	Up	Cost \$/mo	Bandwidth - Mb/s Down	Up	Cost \$/mo	Bandwidth - Mb/s Down	Up	Cost \$/mo	Bandwidth - Mb/s Down	Up												
Grimshaw																														
Residential																														
Option 1	63.00	up to 6	up to 1	up to 20 			53.00	up to 1.5	up to 0.5	65.00 	up to 5	up to 1	\$39.95	up to 1.5	up to 1.5	Fixed Wireless Expedience														
Option 2	68.00	up to 15	up to 1				83.00 	up to 5	up to 1							51.99 	up to 1.5	up to 0.25												
Option 3	73.00	up to 25	up to 5													71.99 	up to 3	up to 0.5												
Option 4	80.00	up to 50	up to 10													91.99 	up to 5	up to 0.5												
Option 5																														
Business																														
Option 1							200.00 	up to 10	up to 2				\$49.95	up to 1.5	up to 1.5	Fixed Wireless Expedience														
Option 2																104.99 	up to 3	up to 0.8												
Option 3																149.99 	up to 5	up to 1												
Option 4																														
Option 5																														

13.3.8.2 Village of Berwyn

	Wireline Provider			Fixed Point-to-Multipoint Wireless																	
	TELUS (copper)			Bell			AB North			Wispernet			XplorNet (licensed)								
	Cost \$/mo	Bandwidth - Mb/s Down	Up	Cost \$/mo	Bandwidth - Mb/s Down	Up	Cost \$/mo	Bandwidth - Mb/s Down	Up	Cost \$/mo	Bandwidth - Mb/s Down	Up	Cost \$/mo	Bandwidth - Mb/s Down	Up						
Berwyn																					
Residential													Fixed Wireless Expedience								
Option 1	63.00	up to 6	up to 1	65.00 			up to 5	up to 1	53.00			up to 1.5	up to 0.5	\$39.95	up to 1.5	up to 1.5	51.99 	up to 1.5	up to 0.25		
Option 2	68.00	up to 15	up to 1							83.00 			up to 5	up to 1				71.99 	up to 3	up to 0.5	
Option 3	73.00	up to 25	up to 5																91.99 	up to 5	up to 0.5
Option 4																					
Option 5																					
Business																					
Option 1	60.00	up to 15	up to 1							200.00 			up to 10	up to 2	\$49.95	up to 1.5	up to 1.5	104.99 	up to 3	up to 0.8	
Option 2	85.00	up to 25	up to 5																149.99 	up to 5	up to 1
Option 3																					
Option 4																					
Option 5																					

13.3.9 Saddle Hills County

		Fixed Point-to-Multipoint Wireless											
		AB North			CCI (unlicensed)			PRiS			XplorNet (licensed)		
		Cost \$/mo	Bandwidth - Mb/s Down Up		Cost \$/mo	Bandwidth - Mb/s Down Up		Cost \$/mo	Bandwidth - Mb/s Down Up		Cost \$/mo	Bandwidth - Mb/s Down Up	
Woking, Blueberry Mountain													
Residential											4G LTE Fixed Wireless		
Option 1		53.00	up to 1.5	up to 0.5	49.99	up to 2	up to 0.75	40.00 	up to 1.5	up to 1.5	59.99 	up to 5	up to 1
Option 2		83.00 	up to 5	up to 1	74.99	up to 5	up to 1	55.00 	up to 3	up to 3	69.99 	up to 10	up to 1
Option 3					94.99	up to 10	up to 1	80.00 	up to 5	up to 5	79.99 	up to 25	up to 1
Option 4								115.00 	up to 5	up to 5	109.99 	up to 25	up to 1
Option 5													
Business											4G LTE Fixed Wireless		
Option 1		200.00 	up to 10	up to 2	200.00	up to 6	up to 2	40.00 	up to 1.5	up to 1.5	69.99 	up to 10	up to 1
Option 2					249.99	up to 7	up to 3	55.00 	up to 3	up to 3	79.99 	up to 25	up to 1
Option 3								80.00 	up to 5	up to 5	109.99 	up to 25	up to 1
Option 4								115.00 	up to 5	up to 5			
Option 5													

Fixed Point-to-Multipoint Wireless						
	PRiS			XplorNet (licensed)		
	Cost \$/mo	Bandwidth - Mb/s		Cost \$/mo	Bandwidth - Mb/s	
		Down	Up		Down	Up
Localities Bay Tree, Gordondale						
Residential				4G LTE Fixed Wireless		
Option 1	40.00	up to 1.5	up to 1.5	59.99	up to 5	up to 1
Option 2	55.00	up to 3	up to 3	69.99	up to 10	up to 1
Option 3	80.00	up to 5	up to 5	79.99	up to 25	up to 1
Option 4	115.00	up to 5	up to 5	109.99	up to 25	up to 1
Option 5						
Business				4G LTE Fixed Wireless		
Option 1	40.00	up to 1.5	up to 1.5	69.99	up to 10	up to 1
Option 2	55.00	up to 3	up to 3	79.99	up to 25	up to 1
Option 3	80.00	up to 5	up to 5	109.99	up to 25	up to 1
Option 4	115.00	up to 5	up to 5			
Option 5						

Fixed Point-to-Multipoint Wireless									
PRiS				XplorNet (licensed)			Xtremewave		
Cost	Bandwidth - Mb/s			Cost	Bandwidth - Mb/s		Cost	Bandwidth - Mb/s	
\$/mo	Down	Up		\$/mo	Down	Up	\$/mo	Down	Up
Localities Bonanza, Silver Valley									
Residential				4G LTE Fixed Wireless					
Option 1	40.00	up to 1.5	up to 1.5	59.99	up to 5	up to 1	78.00	up to 5	up to 5
Option 2	55.00	up to 3	up to 3	69.99	up to 10	up to 1			
Option 3	80.00	up to 5	up to 5	79.99	up to 25	up to 1			
Option 4	115.00	up to 5	up to 5	109.99	up to 25	up to 1			
Option 5									
Business				4G LTE Fixed Wireless					
Option 1	40.00	up to 1.5	up to 1.5	69.99	up to 10	up to 1	78.00	up to 5	up to 5
Option 2	55.00	up to 3	up to 3	79.99	up to 25	up to 1			
Option 3	80.00	up to 5	up to 5	109.99	up to 25	up to 1			
Option 4	115.00	up to 5	up to 5						
Option 5									

13.3.10 MD of Smoky River

Fixed Point-to-Multipoint Wireless									
	CCI (unlicensed)			I Want			XplorNet (licensed)		
	Cost	Bandwidth - Mb/s		Cost	Bandwidth - Mb/s		Cost	Bandwidth - Mb/s	
	\$/mo	Down	Up	\$/mo	Down	Up	\$/mo	Down	Up
Guy									
Residential									
Option 1	49.99	up to 2	up to 0.75	49.95	up to 5	up to 1	4G Satellite	69.99	up to 5 up to 1
Option 2	74.99	up to 5	up to 1	59.95	up to 5	up to 1		79.99	up to 5 up to 1
Option 3	94.99	up to 10	up to 1	89.95	up to 10	up to 2		89.99	up to 5 up to 1
Option 4				129.95	up to 15	up to 3			
Option 5				159.95	up to 15	up to 3			
Business									
Option 1	200.00	up to 6	up to 2	99.95	up to 10	up to 2	4G Satellite	69.99	up to 5 up to 1
Option 2	249.99	up to 7	up to 3	149.95	up to 15	up to 3		79.99	up to 5 up to 1
Option 3				249.95	up to 20	up to 4		89.99	up to 5 up to 1
Option 4				800.00	up to 50	up to 10			
Option 5									

		Fixed Point-to-Multipoint Wireless														
		AB North			CCI (unlicensed)			I Want			Wispernet			XplorNet (licensed)		
		Cost \$/mo	Bandwidth - Mb/s Down Up		Cost \$/mo	Bandwidth - Mb/s Down Up		Cost \$/mo	Bandwidth - Mb/s Down Up		Cost \$/mo	Bandwidth - Mb/s Down Up		Cost \$/mo	Bandwidth - Mb/s Down Up	
Jean Côté																
Residential														KA2 Satellite		
Option 1		53.00	up to 1.5	up to 0.5	49.99	up to 2	up to 0.75	49.95	up to 5	up to 1	\$39.95	up to 1.5	up to 1.5	69.99	up to 5	up to 1
Option 2		83.00	up to 5	up to 1	74.99	up to 5	up to 1	59.95	up to 5	up to 1				79.99	up to 5	up to 1
Option 3					94.99	up to 10	up to 1	89.95	up to 10	up to 2						
Option 4								129.95	up to 15	up to 3						
Option 5								159.95	up to 15	up to 3						
Business														KA2 Satellite		
Option 1		200.00	up to 10	up to 2	200.00	up to 6	up to 2	99.95	up to 10	up to 2	\$49.95	up to 1.5	up to 1.5	69.99	up to 5	up to 1
Option 2					249.99	up to 7	up to 3	149.95	up to 15	up to 3				79.99	up to 5	up to 1
Option 3								249.95	up to 20	up to 4						
Option 4								800.00	up to 50	up to 10						
Option 5																

13.3.10.1 Town of Falher

		Wireline Provider			Fixed Point-to-Multipoint Wireless														
		TELUS (copper)			AB North			CCI (unlicensed)			I Want			Wispernet			XplorNet (licensed)		
		Cost \$/mo	Bandwidth - Mb/s Down Up		Cost \$/mo	Bandwidth - Mb/s Down Up		Cost \$/mo	Bandwidth - Mb/s Down Up		Cost \$/mo	Bandwidth - Mb/s Down Up		Cost \$/mo	Bandwidth - Mb/s Down Up				
Falher																			
Residential																	KA2 Satellite		
Option 1		63.00	up to 6	up to 1	53.00	up to 1.5	up to 0.5	49.99	up to 2	up to 0.75	49.95	up to 5	up to 1	\$39.95	up to 1.5	up to 1.5	69.99	up to 5	up to 1
Option 2		68.00	up to 15	up to 1	83.00	up to 5	up to 1	74.99	up to 5	up to 1	59.95	up to 5	up to 1				79.99	up to 5	up to 1
Option 3								94.99	up to 10	up to 1	89.95	up to 10	up to 2						
Option 4											129.95	up to 15	up to 3						
Option 5											159.95	up to 15	up to 3						
Business																	KA2 Satellite		
Option 1		60.00	up to 15	up to 1	200.00	up to 10	up to 2	200.00	up to 6	up to 2	99.95	up to 10	up to 2	\$49.95	up to 1.5	up to 1.5	69.99	up to 5	up to 1
Option 2								249.99	up to 7	up to 3	149.95	up to 15	up to 3				79.99	up to 5	up to 1
Option 3											249.95	up to 20	up to 4						
Option 4											800.00	up to 50	up to 10						
Option 5																			

13.3.10.2 Town of McLennan

	Wireline Provider			Fixed Point-to-Multipoint Wireless								
	TELUS (copper)			CCI (unlicensed)			I Want			XplorNet (licensed)		
	Cost \$/mo	Bandwidth - Mb/s Down	Up	Cost \$/mo	Bandwidth - Mb/s Down	Up	Cost \$/mo	Bandwidth - Mb/s Down	Up	Cost \$/mo	Bandwidth - Mb/s Down	Up
McLennan												
Residential										KA2 Satellite		
Option 1	63.00	up to 6	up to 1	49.99	up to 2	up to 0.75	49.95	up to 5	up to 1	69.99	up to 5	up to 1
Option 2	68.00	up to 15	up to 1	74.99	up to 5	up to 1	59.95	up to 5	up to 1	79.99	up to 5	up to 1
Option 3	73.00	up to 25	up to 5	94.99	up to 10	up to 1	89.95	up to 10	up to 2			
Option 4	80.00	up to 50	up to 10				129.95	up to 15	up to 3			
Option 5							159.95	up to 15	up to 3			
Business										KA2 Satellite		
Option 1	60.00	up to 15	up to 1	200.00	up to 6	up to 2	99.95	up to 10	up to 2	69.99	up to 5	up to 1
Option 2	85.00	up to 25	up to 5	249.99	up to 7	up to 3	149.95	up to 15	up to 3	79.99	up to 5	up to 1
Option 3							249.95	up to 20	up to 4			
Option 4							800.00	up to 50	up to 10			
Option 5												

13.3.10.3 Village of Donnelly

	Wireline Provider			Fixed Point-to-Multipoint Wireless								
	TELUS (copper)			I Want			Wispernet			XplorNet (licensed)		
	Cost \$/mo	Bandwidth - Mb/s Down Up		Cost \$/mo	Bandwidth - Mb/s Down Up		Cost \$/mo	Bandwidth - Mb/s Down Up		Cost \$/mo	Bandwidth - Mb/s Down Up	
Donnelly												
Residential										KA2 Satellite		
Option 1	63.00	up to 6	up to 1	49.95	up to 5	up to 1	\$39.95	up to 1.5	up to 1.5	69.99 ▼	up to 5	up to 1
Option 2	68.00	up to 15	up to 1	59.95	up to 5	up to 1				79.99 ▼	up to 5	up to 1
Option 3				89.95	up to 10	up to 2						
Option 4				129.95	up to 15	up to 3						
Option 5				159.95	up to 15	up to 3						
Business										KA2 Satellite		
Option 1	60.00	up to 15	up to 1	99.95	up to 10	up to 2	\$49.95	up to 1.5	up to 1.5	69.99 ▼	up to 5	up to 1
Option 2				149.95	up to 15	up to 3				79.99 ▼	up to 5	up to 1
Option 3				249.95	up to 20	up to 4						
Option 4				800.00	up to 50	up to 10						
Option 5												

13.3.10.4 Village of Girouxville

		Wireline Provider					Fixed Point-to-Multipoint Wireless													
		TELUS (copper)			AB North			CCI (unlicensed)			I Want			Wispernet			XplorNet (licensed)			
		Cost \$/mo	Bandwidth - Mb/s Down	Up	Cost \$/mo	Bandwidth - Mb/s Down	Up	Cost \$/mo	Bandwidth - Mb/s Down	Up	Cost \$/mo	Bandwidth - Mb/s Down	Up	Cost \$/mo	Bandwidth - Mb/s Down	Up	Cost \$/mo	Bandwidth - Mb/s Down	Up	
Girouxville																				
Residential																				
Option 1		63.00	up to 6	up to 1	53.00	up to 1.5	up to 0.5	49.99	up to 2	up to 0.75	49.95	up to 5	up to 1	\$39.95	up to 1.5	up to 1.5	KA2 Satellite	69.99	up to 5	up to 1
Option 2		68.00	up to 15	up to 1	83.00	up to 5	up to 1	74.99	up to 5	up to 1	59.95	up to 5	up to 1				79.99	up to 5	up to 1	
Option 3		73.00	up to 25	up to 5				94.99	up to 10	up to 1	89.95	up to 10	up to 2							
Option 4		80.00	up to 50	up to 10							129.95	up to 15	up to 3							
Option 5											159.95	up to 15	up to 3							
Business																				
Option 1		60.00	up to 15	up to 1	200.00	up to 10	up to 2	200.00	up to 6	up to 2	99.95	up to 10	up to 2	\$49.95	up to 1.5	up to 1.5	KA2 Satellite	69.99	up to 5	up to 1
Option 2								249.99	up to 7	up to 3	149.95	up to 15	up to 3				79.99	up to 5	up to 1	
Option 3											249.95	up to 20	up to 4							
Option 4											800.00	up to 50	up to 10							
Option 5																				

13.3.11 MD of Spirit River

	Fixed Point-to-Multipoint Wireless														
	AB North			CCI (unlicensed)			I Want			Wispernet			XplorNet (licensed)		
	Cost \$/mo	Bandwidth - Mb/s Down Up		Cost \$/mo	Bandwidth - Mb/s Down Up		Cost \$/mo	Bandwidth - Mb/s Down Up		Cost \$/mo	Bandwidth - Mb/s Down Up		Cost \$/mo	Bandwidth - Mb/s Down Up	
Rural - no hamlets (Town of Spirit River and Village of Rycroft are within in its borders)															
Residential													4G LTE Fixed Wireless		
Option 1	53.00	up to 1.5	up to 0.5	49.99	up to 2	up to 0.75	49.95	up to 5	up to 1	\$39.95	up to 1.5	up to 1.5	59.99	up to 5	up to 1
Option 2	83.00	up to 5	up to 1	74.99	up to 5	up to 1	59.95	up to 5	up to 1				69.99	up to 10	up to 1
Option 3				94.99	up to 10	up to 1	89.95	up to 10	up to 2				79.99	up to 25	up to 1
Option 4							129.95	up to 10	up to 2				109.99	up to 25	up to 1
Option 5							159.95	up to 15	up to 3						
Business													4G LTE Fixed Wireless		
Option 1	200.00	up to 10	up to 2	200.00	up to 6	up to 2	99.95	1.5 - 5		\$49.95	up to 1.5	up to 1.5	69.99	up to 10	up to 1
Option 2				249.99	up to 7	up to 3	149.95	3 - 12					79.99	up to 25	up to 1
Option 3							249.95	3 - 20					109.99	up to 25	up to 1
Option 4							800.00	15 - 40							
Option 5															

13.3.11.1 Town of Spirit River

	Wireline Provider			Fixed Point-to-Multipoint Wireless								
	TELUS (copper)			AB North			CCI (unlicensed)			XplorNet (licensed)		
	Cost	Bandwidth - Mb/s		Cost	Bandwidth - Mb/s		Cost	Bandwidth - Mb/s		Cost	Bandwidth - Mb/s	
	\$/mo	Down	Up	\$/mo	Down	Up	\$/mo	Down	Up	\$/mo	Down	Up
Spirit River												
Residential										4G LTE Fixed Wireless		
Option 1	63.00	up to 6	up to 1	53.00	up to 1.5	up to 0.5	49.99	up to 2	up to 0.75	59.99	up to 5	up to 1
Option 2	68.00	up to 15	up to 1	83.00	up to 5	up to 1	74.99	up to 5	up to 1	69.99	up to 10	up to 1
Option 3							94.99	up to 10	up to 1	79.99	up to 25	up to 1
Option 4										109.99	up to 25	up to 1
Option 5												
Business										4G LTE Fixed Wireless		
Option 1	60.00	up to 15	up to 1	200.00	up to 10	up to 2	200.00	up to 6	up to 2	69.99	up to 10	up to 1
Option 2							249.99	up to 7	up to 3	79.99	up to 25	up to 1
Option 3										109.99	up to 25	up to 1
Option 4												
Option 5												

13.3.11.2 Village of Rycroft

		Wireline Provider			Fixed Point-to-Multipoint Wireless														
		TELUS (copper)			AB North			CCI (unlicensed)			I Want			Wispernet			XplorNet (licensed)		
		Cost \$/mo	Bandwidth - Mb/s Down	Up	Cost \$/mo	Bandwidth - Mb/s Down	Up	Cost \$/mo	Bandwidth - Mb/s Down	Up	Cost \$/mo	Bandwidth - Mb/s Down	Up	Cost \$/mo	Bandwidth - Mb/s Down	Up	Cost \$/mo	Bandwidth - Mb/s Down	Up
Rycroft																			
Residential																	4G LTE Fixed Wireless		
Option 1		63.00	up to 6	up to 1	53.00	up to 1.5	up to 0.5	49.99	up to 2	up to 0.75	49.95	up to 5	up to 1	\$39.95	up to 1.5	up to 1.5	59.99	up to 5	up to 1
Option 2		68.00	up to 15	up to 1	83.00	up to 5	up to 1	74.99	up to 5	up to 1	59.95	up to 5	up to 1				69.99	up to 10	up to 1
Option 3		73.00	up to 25	up to 5				94.99	up to 10	up to 1	89.95	up to 10	up to 2				79.99	up to 25	up to 1
Option 4											129.95	up to 15	up to 3				109.99	up to 25	up to 1
Option 5											159.95	up to 15	up to 3						
Business																	4G LTE Fixed Wireless		
Option 1		60.00	up to 15	up to 1	200.00	up to 10	up to 2	200.00	up to 6	up to 2	99.95	up to 10	up to 2	\$49.95	up to 1.5	up to 1.5	69.99	up to 10	up to 1
Option 2		85.00	up to 25	up to 5				249.99	up to 7	up to 3	149.95	up to 15	up to 3				79.99	up to 25	up to 1
Option 3											249.95	up to 20	up to 4				109.99	up to 25	up to 1
Option 4											800.00	up to 50	up to 10						
Option 5																			

13.3.12 First Nations





	Fixed Point-to-Multipoint Wireless								
	AB North			Arrow (unlicensed)			XplorNet (licensed)		
	Cost \$/mo	Bandwidth - Mb/s Down	Up	Cost \$/mo	Bandwidth - Mb/s Down	Up	Cost \$/mo	Bandwidth - Mb/s Down	Up
Duncan's									
Residential									
Option 1	53.00	up to 1.5	up to 0.5	65.00	up to 5	up to 1.5	Expedience 51.99	up to 1.5	up to 0.25
Option 2	83.00	up to 5	up to 1				71.99	up to 3	up to 0.5
Option 3							91.99	up to 5	up to 0.5
Option 4									
Option 5									
Business									
Option 1	200.00	up to 10	up to 2	250.00	up to 1.5	up to 1	Expedience 104.99	up to 3	up to 0.8
Option 2				500.00	up to 3	up to 1.5	149.99	up to 5	up to 1
Option 3									
Option 4									
Option 5									

	Fixed Point-to-Multipoint Wireless			
	XplorNet (licensed)			
	Cost \$/mo	Bandwidth - Mb/s Down	Up	
Horse Lake				
Residential	4G Satellite			
Option 1	59.99	up to 5	up to 1	
Option 2	69.99	up to 10	up to 1	
Option 3	79.99	up to 10	up to 1	
Option 4	109.99	up to 10	up to 1	
Option 5				
Business	4G Satellite			
Option 1	69.99	up to 10	up to 1	
Option 2	79.99	up to 10	up to 1	
Option 3	109.99	up to 10	up to 1	
Option 4				
Option 5				

Fixed Point-to-Multipoint Wireless						
	Arrow (unlicensed)			XplorNet (licensed)		
	Cost	Bandwidth - Mb/s		Cost	Bandwidth - Mb/s	
	\$/mo	Down	Up	\$/mo	Down	Up
Lubicon Lake						
Residential	KA2 Satellite					
Option 1	65.00	up to 5	up to 1.5	69.99 ▼	up to 5	up to 1
Option 2				79.99 ▼	up to 5	up to 1
Option 3						
Option 4						
Option 5						
Business	KA2 Satellite					
Option 1	250.00	up to 1.5	up to 1	69.99 ▼	up to 5	up to 1
Option 2	500.00	up to 3	up to 1.5	79.99 ▼	up to 5	up to 1
Option 3						
Option 4						
Option 5						

Fixed Point-to-Multipoint Wireless						
	Arrow (unlicensed)			XplorNet (licensed)		
	Cost	Bandwidth - Mb/s		Cost	Bandwidth - Mb/s	
	\$/mo	Down	Up	\$/mo	Down	Up
Sturgeon Lake						
Residential	Fixed Wireless Expedience					
Option 1	65.00	up to 5	up to 1.5	51.99 ▼	up to 1.5	up to 0.25
Option 2				71.99 ▼	up to 3	up to 0.5
Option 3				91.99 ▼	up to 5	up to 0.5
Option 4						
Option 5						
Business	Fixed Wireless Expedience					
Option 1	250.00	up to 1.5	up to 1	104.99 ▼	up to 3	up to 0.8
Option 2	500.00	up to 3	up to 1.5	149.99 ▼	up to 5	up to 1
Option 3						
Option 4						
Option 5						

13.3.13 Métis Settlement

Fixed Point-to-Multipoint Wireless						
	Arrow (unlicensed)			XplorNet (licensed)		
	Cost	Bandwidth - Mb/s		Cost	Bandwidth - Mb/s	
	\$/mo	Down	Up	\$/mo	Down	Up
Paddle Prairie Métis Settlement						
Residential				KA2 Satellite		
Option 1	65.00	up to 5	up to 1.5	69.99 	up to 5	up to 1
Option 2				79.99 	up to 5	up to 1
Option 3						
Business				KA2 Satellite		
Option 1	250.00	up to 1.5	up to 1	69.99 	up to 5	up to 1
Option 2	500.00	up to 3	up to 1.5	79.99 	up to 5	up to 1
Option 3						

13.4 Mobility Providers

County of Grande Prairie

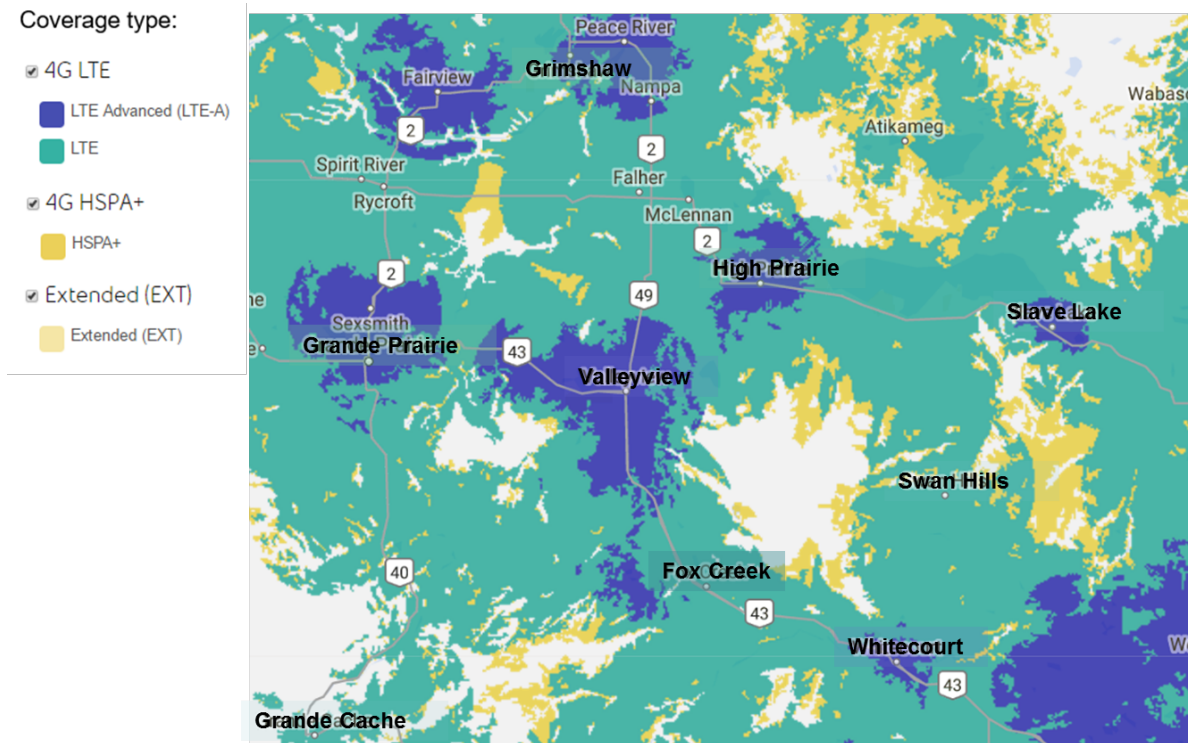


Figure 58 – County of Grande Prairie mobility coverage – TELUS/Bell.



Figure 59 – County of Grande Prairie mobility coverage – Rogers Communications.

Grande Cache

Coverage type:

- ☒ 4G LTE
 - LTE Advanced (LTE-A)
 - LTE
- ☒ 4G HSPA+
 - HSPA+
- ☒ Extended (EXT)
 - Extended (EXT)

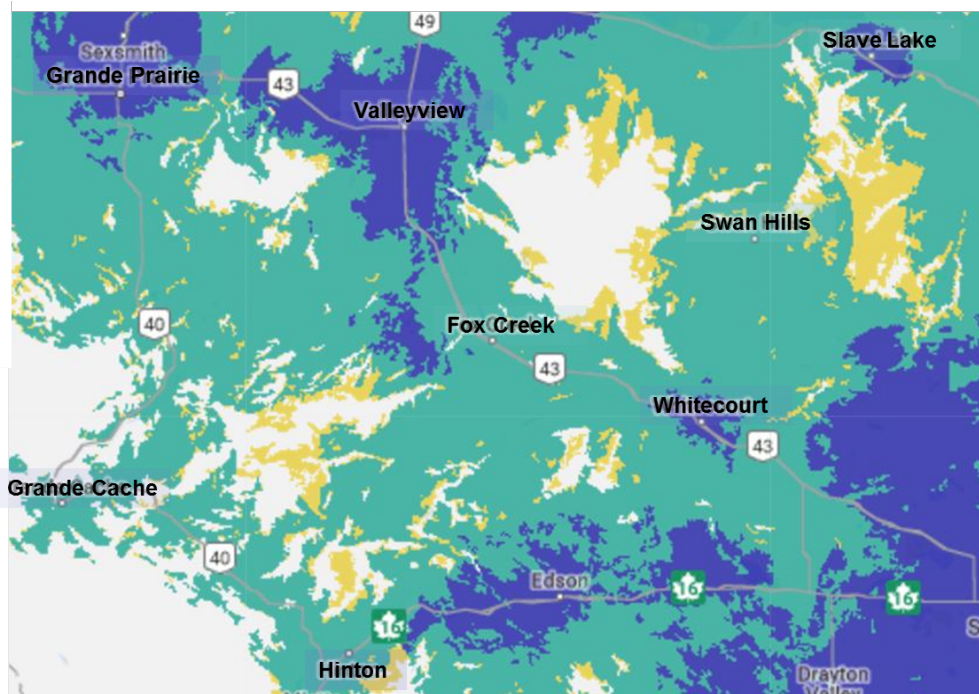


Figure 60 – Grande Cache mobility coverage – TELUS/Bell.

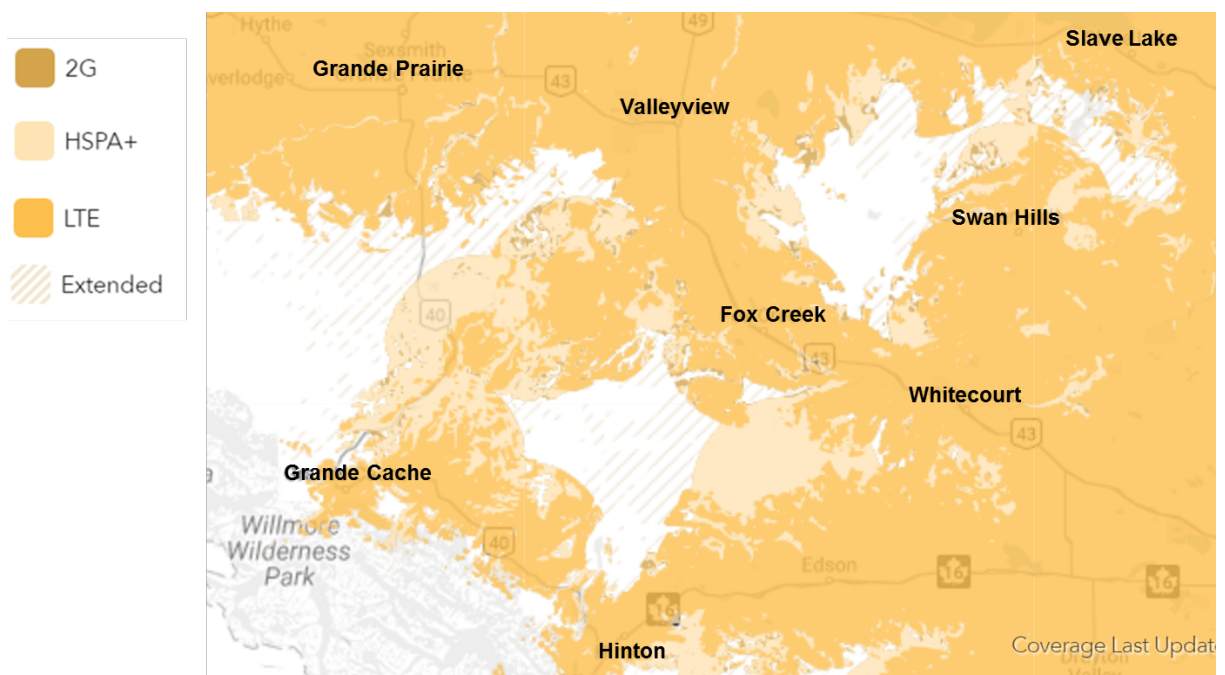


Figure 61 – Grande Cache mobility coverage – Rogers Communications.

Grimshaw

Coverage type:

- ☒ 4G LTE
 - LTE Advanced (LTE-A)
 - LTE
- ☒ 4G HSPA+
 - HSPA+
- ☒ Extended (EXT)
 - Extended (EXT)

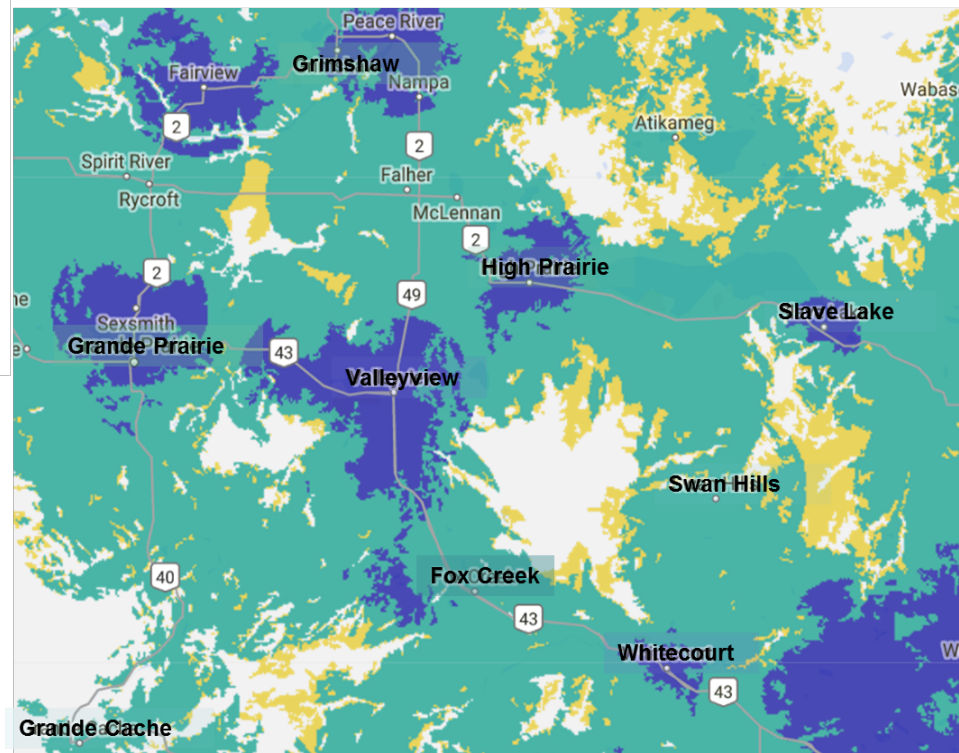


Figure 62 – Grimshaw mobility coverage – TELUS/Bell.



Figure 63 – Grimshaw mobility coverage – Rogers Communications.

13.5 Alberta SuperNet

The Alberta *SuperNet* is a broadband superhighway, conceived by the Government of Alberta (GoA) in the early 2000's to connect public institutions, collectively termed the GLHLM (GoA, Learning, Health, Library, and Municipality) clients, to a broadband network for high-speed Internet access, video conferencing, and other services. The GLHLM component of the *SuperNet* links 4,200 GLHLM facilities in 429 communities. A second, wholesale backbone services, component enables rural ISPs to connect their access networks back to a peering point in Calgary and Edmonton. It is on this component that the discussion below is focused.

The Alberta *SuperNet* consists of the Bell-operated Base Area Network (BAN) serving 27 of the larger urban centres in the province and the Axia-operated Extended Area Network (EAN), covering the rest of the province. BAN communities in northern Alberta include Bonnyville, Cold Lake, Fort McMurray, Grande Prairie, Vegreville, Vermilion, and Whitecourt. While the *SuperNet* mostly consists of fibre-optic backbone facilities, wireless links are used to complete the network in the most rural areas.

As the *SuperNet* is operated on an 'open-access' basis (its services are available to all service providers on a comparable basis), to preclude any conflicts of interest, neither Bell nor Axia can offer retail services such as Internet within their *SuperNet* footprint. To date, Bell does not offer retail services within the province, but Axia NetMedia does provide retail services to corporate clients and, through AxiaConnect, provides retail Internet services in smaller communities (e.g., Town of Fairview).

Deploying fibre to smaller towns, villages, hamlets, small subdivisions, and other remote groups of premises need not be more expensive than deploying to neighbourhoods in urban areas, except for the following:

- A backhaul connection is needed to connect the community to the global network, and
- Operational costs could increase if the community is not near maintenance personnel.

The availability and monthly costs of the backhaul connections are therefore fundamental to enabling fibre deployment and sustainable operations in all of these communities. To enable triple play services in communities, a 1 Gb/s backhaul connection is the absolute minimum. The *SuperNet* operating requirement is to enable minimum 1 Gb/s (and preferably 5 or 10 Gb/s) connections between communities and a peering point in for example Edmonton at a low enough rate that these community operations are sustainable. Obviously, there are expenses other than debt service and backhaul, but those can be reduced by scale - either by outsourcing operations to a larger player or by partnering with other local communities to realize scale themselves.

Since its construction, there have been issues for users, ISPs, and municipalities with the SuperNet. Service Alberta summarized the current issues as follows:¹⁰⁵

- Quality and cost of services;
- Uneven playing field between ISPs and the SuperNet operator;
- Poor contracts, which are difficult to manage; and
- From Service Alberta's perspective, escalating costs to the Government of Alberta.

The SuperNet operating contract will expire on June 18, 2018 and options for improving the first two points above are currently before Cabinet. Early in 2017 a new operating contract is expected to be awarded and transition planning will begin.

¹⁰⁵ Alberta. Bull, Stephen, Assistant Deputy Minister, Service Alberta, SuperNet Secretariat. *Alberta SuperNet 2.0*. Message to Doris Regula. 24 January 2017. E-mail.

13.6 ATCO's and Fortis Alberta's Service Areas

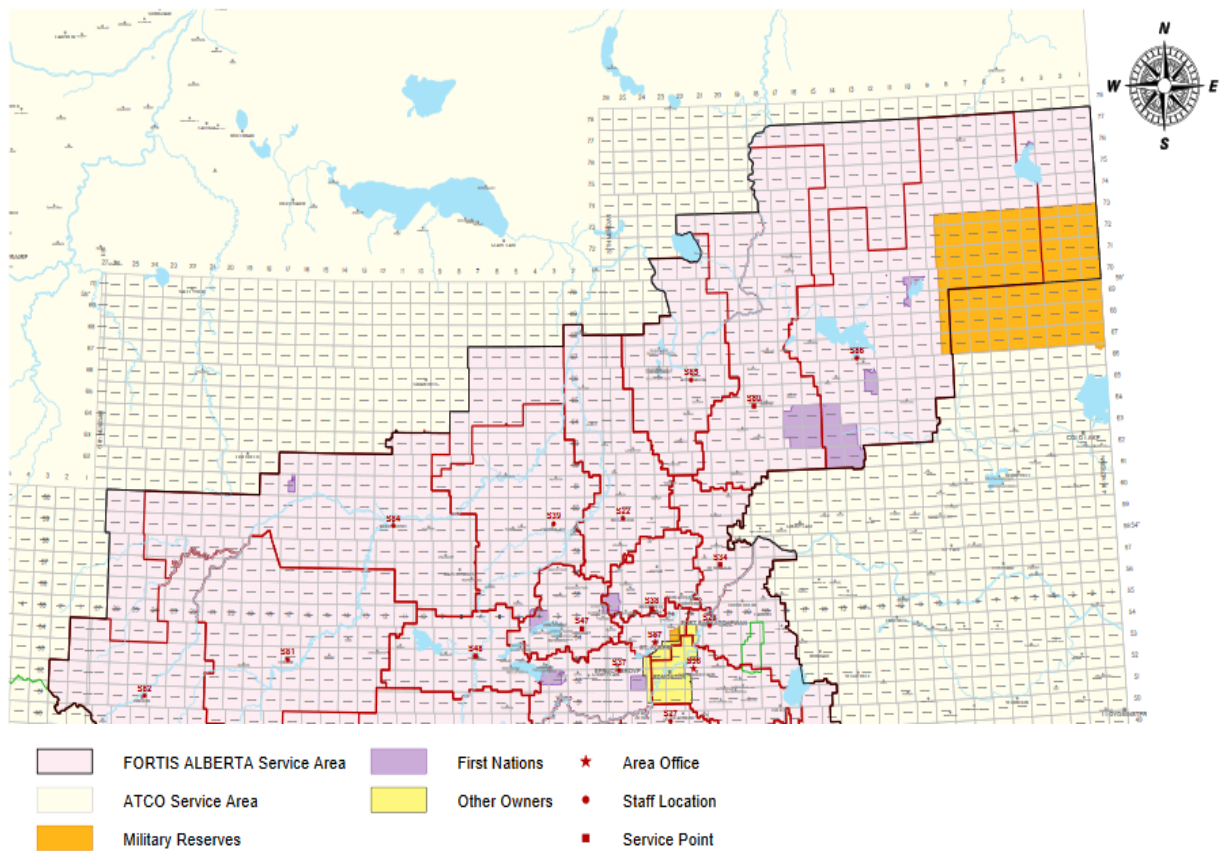


Figure 64 – ATCO Electric & Fortis Alberta service areas (northern Alberta).

13.7 Rural Water Co-operatives' Service Areas

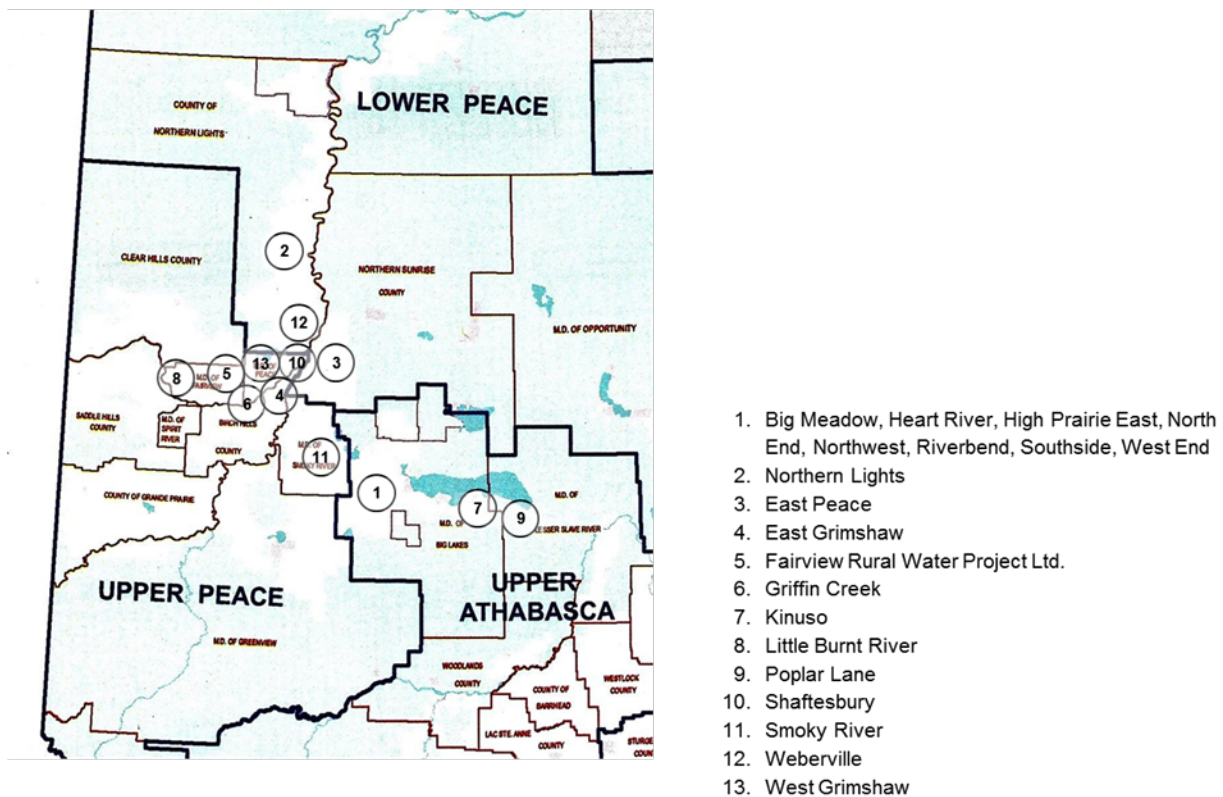


Figure 65 – Northwestern Alberta Rural water co-operatives.¹⁰⁶

¹⁰⁶ Regula, Doris. *Market Opportunity Analysis*. Regula & Associates Consulting Ltd. 15 May 2015. 121.

13.8 Major Projects

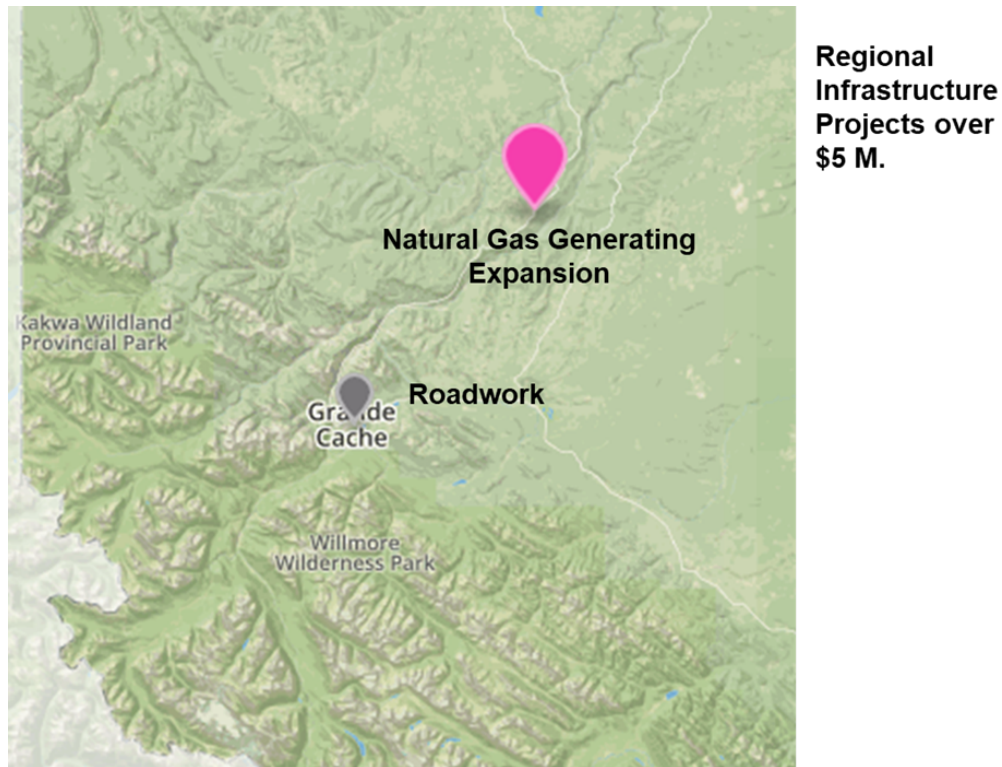


Figure 66 – Major projects – Grande Cache area.

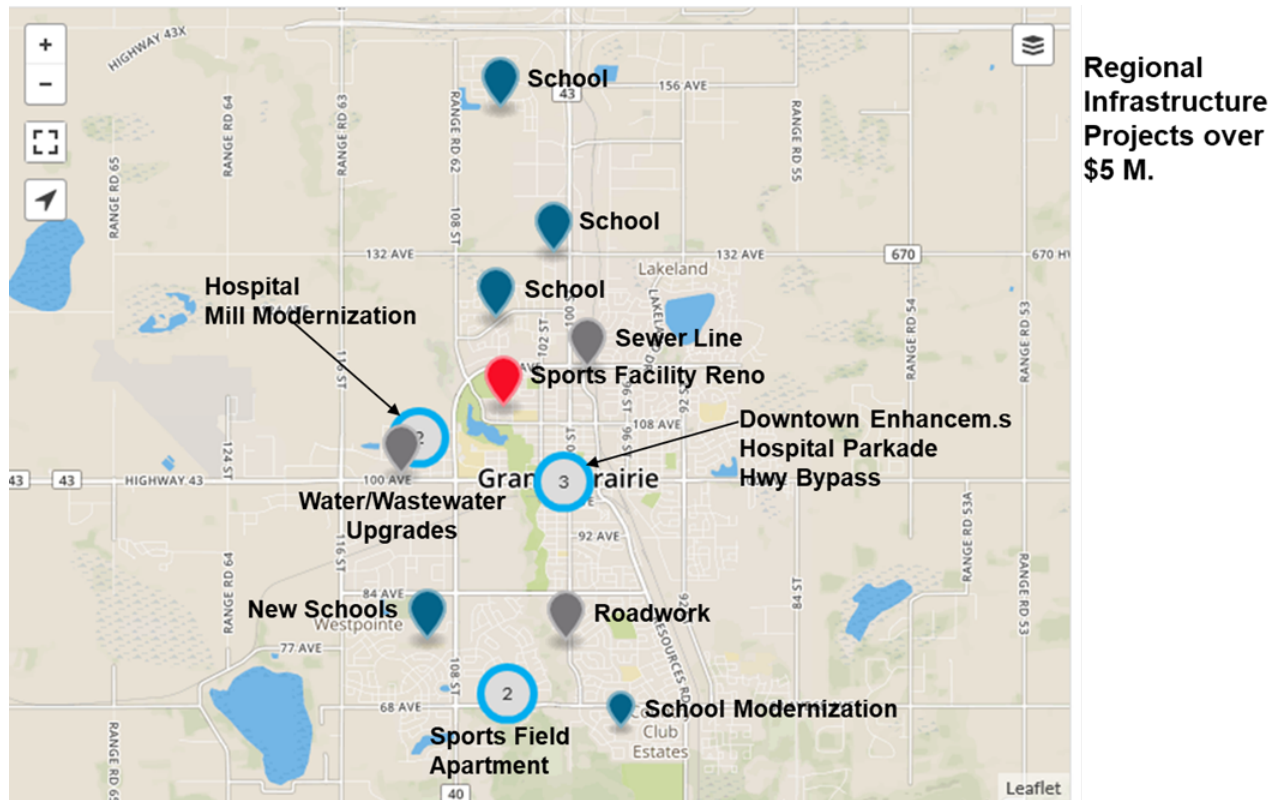
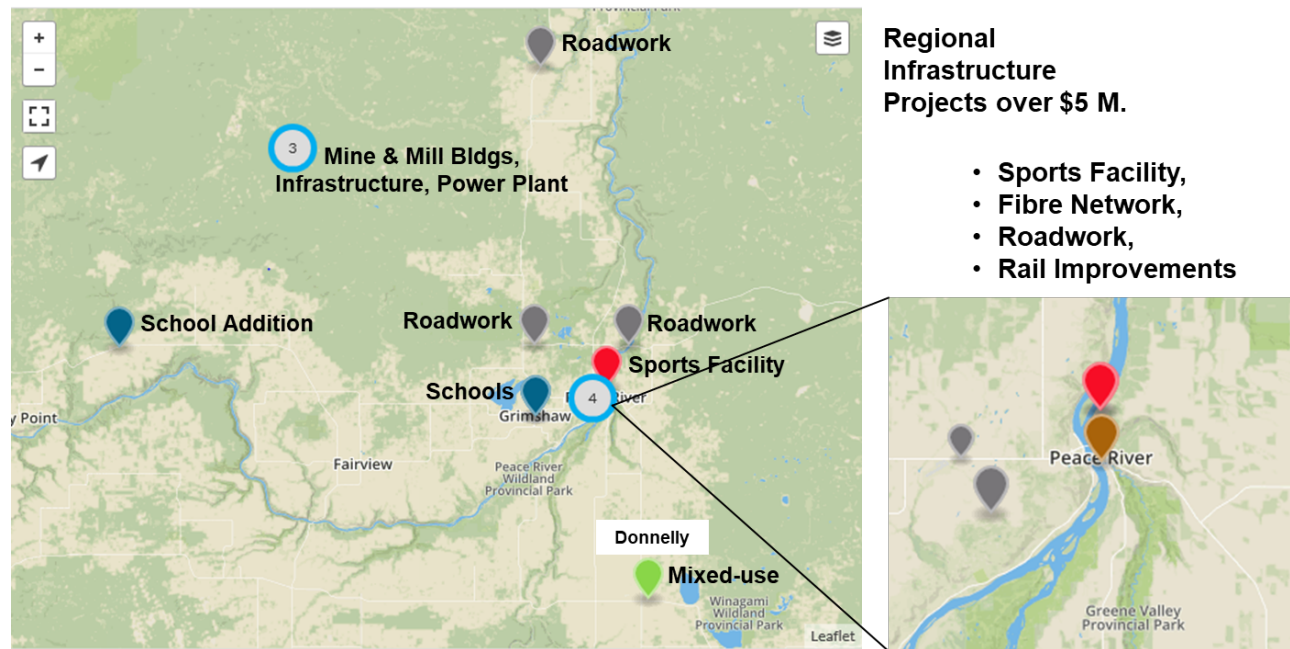


Figure 67 – Major projects – City of Grande Prairie.



The 'fibre network' reference is to TELUS's fibre optic installation.

Figure 68 – Major projects – Grimshaw/Peace River area.

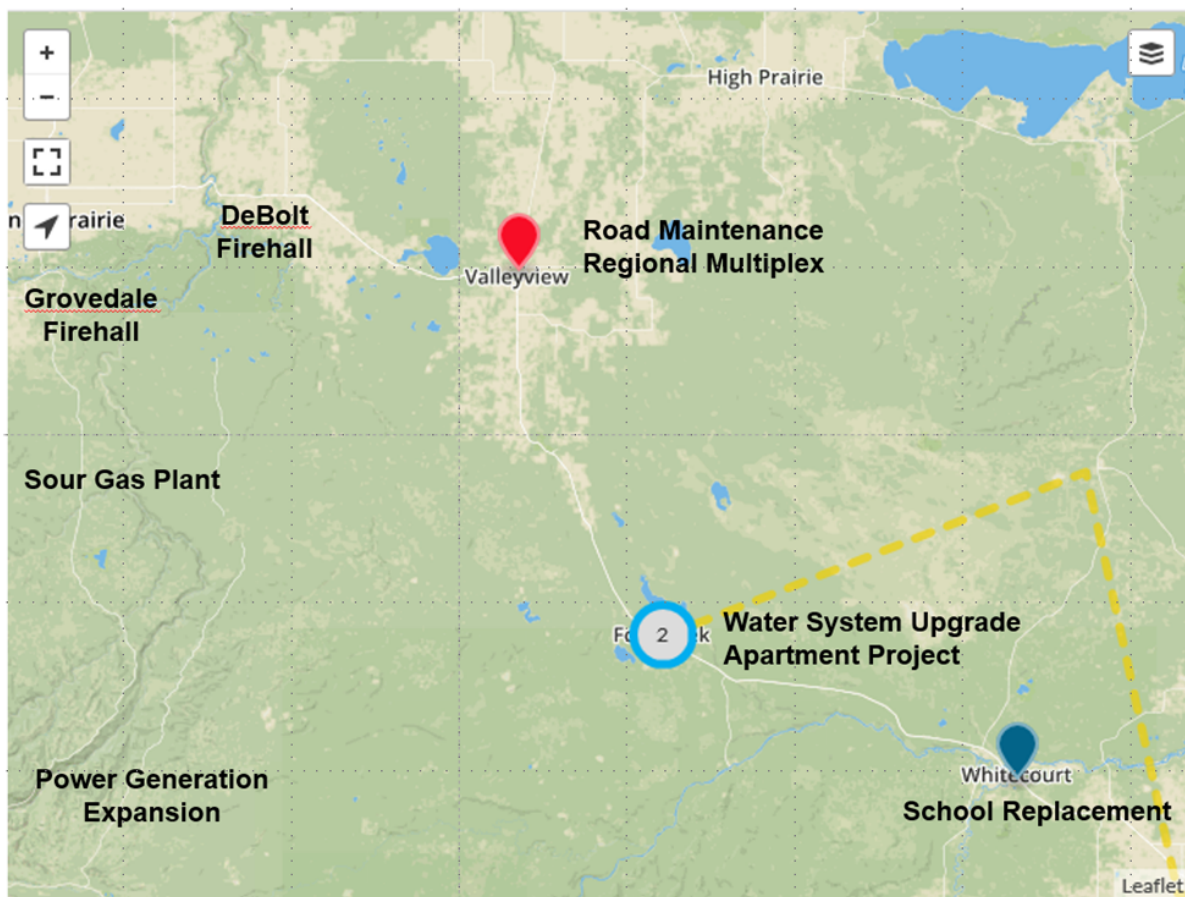


Figure 69 – Major projects – Valleyview/Fox Creek area.

13.9 Desired State

Table 24 - Community Broadband Plans and Visions

	Issues/Challenges Facing Community in Next 5 Years	Fibre /broadband on Agenda?	Factors impacting capability to pursue fibre/broadband	Broadband Next 3, 5, 10 Years
City				
Grande Prairie	TELUS fibre community			
Towns				
Beaverlodge	Information was not available at the time this report was finalized			
Fairview	Axia fibre community			
Falher	<ul style="list-style-type: none">Internet bandwidth and speedsAttracting and retaining businessesLoss of industryFinancial	Discussed at Council	Cost	<p>3 yrs. – residents and businesses have access to high quality, affordable high-speed broadband services and coverage</p> <p>5 yrs. – widespread affordable, reliable, scalable high-speed broadband access</p> <p>7 yrs. – fibre broadband infrastructure deployment is accelerated, so that over 90% of homes and businesses have access to gigabit-capable Internet</p>
Fox Creek	Information was not available at the time this report was finalized			
Grande Cache	<ul style="list-style-type: none">Internet speedPopulation decreasingLoss of industryCritical infrastructure in need of repair, upgrading, replacementFinancialSocial – all aspects	No	Cost	No vision
Grimshaw	<ul style="list-style-type: none">Economic development (loss of businesses, attracting businesses back, idle industrial businesses)Maintaining infrastructure such as roads and securing funding for such workFuture competitiveness with neighbouring towns	Yes	Cost Provincial direction regarding a provincial broadband strategy and uncertainty of SuperNet/Axia contract	<p>3 yrs. – comparable quality bandwidth to other municipalities of similar size</p> <p>An equal level of service to downtown Calgary (why not?)</p>

	Issues/Challenges Facing Community in Next 5 Years	Fibre /broadband on Agenda?	Factors impacting capability to pursue fibre/broadband	Broadband Next 3, 5, 10 Years
	of Peace River and Fairview, which have fibre-based broadband services			
Manning	Information was not available at the time this report was finalized			
McLennan	Information was not available at the time this report was finalized			
Peace River	TELUS fibre community. An issue is encouraging property developers to develop (town has high offsite levies).			
Sexsmith	Information was not available; however, local businesses are very concerned about the lack of bandwidth			
Spirit River	Population density	Yes	Cost	None provided
Valleyview	<ul style="list-style-type: none"> Growing local business Retaining investment dollars in the community 	Yes	Cost Scale of operations	3 yrs. – broadband network deployed and fully operational
Wembley	Critical infrastructure in need of repair	No	Unknown	3 yrs. – reliable high-speed Internet 5 yrs. – affordable Internet services 10 yrs. – optical fibre services
Villages				
Berwyn	Information was not available at the time this report was finalized			
Donnelly	<ul style="list-style-type: none"> Attracting new residents (fibre would be an incentive) Industry closures 	Yes, one of their priorities	Finances Feasibility	3 yrs. – initiating community-based broadband 5 yrs. – infrastructure completed and beginning to market broadband services
Girouxville	Information was not available at the time this report was finalized			
Hines Creek	Information was not available at the time this report was finalized			
Hythe	<ul style="list-style-type: none"> Attracting and retaining businesses Other critical infrastructure in need of repair or replacement 	Yes, looking at a pilot project with a smaller firm	Time Level of expertise	3 yrs. – competitive with other communities, using current technology 5 yrs. – making good use of the SuperNet in servicing the community 7 yrs. – making good use of the newest and best technology
Nampa	Information was not available at the time this report was finalized			

	Issues/Challenges Facing Community in Next 5 Years	Fibre /broadband on Agenda?	Factors impacting capability to pursue fibre/broadband	Broadband Next 3, 5, 10 Years
Rycroft	<ul style="list-style-type: none"> Attracting new residents and businesses Remaining viable Economic development 	Yes	Small scale	Fibre conduit deployment in downtown in July 2017, as part of local street improvement project. Followed by FTTH
Counties/MDs				
Birch Hills	Information was not available at the time this report was finalized			
Clear Hills	None provided	No	Population density	High-speed Internet to all
Fairview	<ul style="list-style-type: none"> Poor Internet service Youth leaving Road and bridge infrastructure in need of very costly repairs and upgrades Low oil and gas activity (compared to other areas in the region) limits tax revenue 	Yes	Cost - limited financial resources and capacity Topography Density	3 yrs. – residents, businesses, institutions have high quality, affordable high-speed broadband service and coverage 5 yrs. – redundancy or expandability of the network reflected in the number of service providers (do not want to see a monopoly situation)
Grande Prairie	<ul style="list-style-type: none"> Managing their growth Current network of fixed-wireless towers is no longer meeting the county's bandwidth/capacity needs (both for residential and business user – limiting businesses) Demand pressure on for new housing 	Yes	Cost Lack of service provider cooperation to explore options with them	3 yrs. – to achieve fibre-based broadband speeds to 90% of the county (up to 1 Gb/s) 5 yrs. – redundancy or expandability of the network reflected in the number of service providers (do not want to see a monopoly situation)
Greenview	Information was not available at the time this report was finalized			
Northern Lights	<ul style="list-style-type: none"> Keeping up with province's requirements under MGA changes Loss of Industry such as oil and gas (old oilfield – end of life for many) Need for potable water in large part of County Increasing taxes to pay for services Regional collaboration (have three urban communities and decreasing budgets) 	No	Cost Capacity	3 yrs. – residents, businesses, institutions have high quality, affordable high-speed broadband service and coverage 5 yrs. – all residents have ready access to broadband technologies

	Issues/Challenges Facing Community in Next 5 Years	Fibre /broadband on Agenda?	Factors impacting capability to pursue fibre/broadband	Broadband Next 3, 5, 10 Years
Northern Sunrise	<ul style="list-style-type: none">Loss of industry (population very dependent on how busy the oil field is)	Yes	Cost Geography and population (i.e., low density) Cost/benefit issue (i.e., how much needs to be invested to get the greatest benefit?)	3 yrs. – broadband connectivity for as many people as possible 5 yrs. – broadband connectivity for all
Peace 135	<ul style="list-style-type: none">Reduction in economic activityLoss of industryAttracting and retaining businesses	Yes	Cost Topography	5 yrs. – 50% of municipality to have reliable, high-speed Internet 7 yrs. – 75% of municipality to have as stated above 10 yrs. – 100% of municipality to have as stated above
Saddle Hills	<ul style="list-style-type: none">Looking for growth (increase population and businesses required to support that)Improving quality of life (Internet, provision of water) – Council is exploring idea of providing water to people’s homes (no water co-ops in the County)	Yes	<ul style="list-style-type: none">Ability to secure grant fundingUncertainty of assessment revenue from oil and gas industryImplications of changes to MGA (regional collaboration and funding agreements that will need to come out of those)	Vision is that the county be fully served (would like to be there already) Fibre to towers (currently have wireless backhaul); Continue to position so that today’s investments will still be beneficial in 10 to 20 years time
Smoky River	Issues <ul style="list-style-type: none">Attracting and retaining businessesLoss of industry Challenges <ul style="list-style-type: none">Internet bandwidth and speeds,Social (youth leaving the region)Financial	Yes, discussed and Council has been in discussions with local MLA and provincial ministers	Cost	3 yrs. – access to high quality, affordable high-speed and broadband service and coverage for residents and businesses
Spirit River	Information was not available at the time this report was finalized			
First Nations				
Duncan’s	Information was not available at the time this report was finalized			
Horse Lake	Information was not available at the time this report was finalized			
Lubicon Lake	Information was not available at the time this report was finalized			
Sturgeon Lake	Information was not available at the time this report was finalized			

13.10 Business Model Options

Dark Fibre	Conduit	<p>E.g.,: Montreal</p> <p>Open access can be provided via conduit sharing or subducting, but is limited by the size of the existing conduit.</p>
		<p>Pro's: Simple operationally, can be handled by traditional utility departments. Takes 50-60% of the deployment expense off the table for service providers if well designed.</p> <p>Con's: Typically only includes feeder and some distribution routes; Limited breakout points; May restrict fibre architecture.</p>
	Fibre	<p>E.g.,: Stokab in Stockholm, Qnet in Coquitlam, OICRD in Olds, Calgary</p> <p>Open access is typically provided via home-run architecture and by provisioning multiple fibres per premise. If fibre counts are limited, a community may opt for first-come, first-served arrangements.</p>
		<p>Pro's: Simple operationally, but considerably more helpful than a conduit-only play. Takes 50-75% of the deployment expense off the table for service providers. Reduces disruption due to civic construction. Enables efficient conduit/fibre design and can be optimized for connectivity. Over-provisioning is required to ensure sufficient fibre and space for multiple sets of network equipment.</p> <p>Con's: Potential service providers must also deploy network equipment to light the fibres they wish to lease prior to providing services. In large metropolitan areas, this works, but in smaller communities, it will limit the number of service providers available to you. O-Net, for instance, is not likely to play, and if one does come in, it's likely that no-one else will, due to the limited market – giving them a defacto monopoly.</p>

Lit Fibre		<p>E.g.,: SuperNet in Alberta (backbone only). Common in Europe and would work well here.</p> <p>Open access can be provided via an independent network operator and a well-managed routing centre.</p>
		<p>Pro's: Facilitates unencumbered services-based competition amongst pure-play service providers and thus opens up services innovation to all players.</p> <p>Con's: Goes against long standing (if not antiquated) federal policy of facilities-based competition. A services-based eco-system has not yet developed in Canada and current incumbents will boycott your network.</p>
Integrated		<p>E.g.,: Bell, Rogers, Shaw, TELUS; Traditional business model. All incumbents.</p>

		<p>Pro's: Good for single-purpose networks and universal service.</p> <p>Con's: Inhibits competition and innovation is only with permission from the network operators. Results in defacto monopoly control of critical civic infrastructure. Interests of the incumbent shareholders do not align with the needs of the communities they serve.</p>
--	--	--